



# 2024 ANNUAL REPORT

Responsible Mining. Critical Resources. Clean Future.

## RECENT HIGHLIGHTS

- ✓ United States Forest Service ("USFS") issued the Final Record of Decision ("ROD") for the Stibnite Gold Project on January 3, 2025.
- ✓ Successful completion of Basic Engineering and publication of 2024 Financial Update ("Financial Update") for the Stibnite Gold Project.
- ✓ Executed procurement contract with Idaho Power to begin down payments on several critical long-lead power line items.
- ✓ Welcomed President Donald Trump's Executive Order to strengthen American mineral production and reduce U.S. reliance on foreign nations for its mineral supply.

---

## 2024 HIGHLIGHTS

- ✓ Zero lost time incidents or reportable environmental spills.
- ✓ Held 2024 Annual General Meeting and shareholders voted in favor of all proposals.
- ✓ Published 2023 Sustainability Report, the Company's eleventh annual sustainability report.
- ✓ Appointed mining industry veteran Jonathan Cherry as new President and CEO, and as a Director.
- ✓ Awarded additional funding of up to \$34.4 million under the Technology Investment Agreement ("TIA") under Title III of the Defense Production Act ("DPA").
- ✓ Received indication for up to \$1.8 billion financing from the Export-Import Bank of the United States ("U.S. EXIM") for the Project.
- ✓ USFS published the Final Environmental Impact Statement ("FEIS") and issued a Draft Record of Decision ("DROD") for the Project.
- ✓ Closed \$33.6M equity financing in November.
- ✓ Announced agreements with Sunshine Silver and U.S. Antimony in December to advance domestic antimony supply chain.



# COMPANY OVERVIEW

## About Perpetua Resources and the Stibnite Gold Project

Perpetua Resources, through its wholly owned subsidiaries, is focused on the exploration, site restoration and redevelopment of gold-antimony-silver deposits in the Stibnite-Yellow Pine district of central Idaho that are encompassed by the Stibnite Gold Project. The Project is one of the highest-grade, open pit gold deposits in the United States and is designed to apply a modern, responsible mining approach to restore an abandoned mine site and produce both gold and the only mined source of antimony in the United States. Further advancing Perpetua Resources' Environmental, Social, and Governance ("ESG") and sustainable mining goals, the Project will be powered by one of the lowest carbon emissions grids in the nation and a portion of the antimony produced from the Project will be supplied to Ambri, a U.S.-based company commercializing a low-cost liquid metal battery essential for the low-carbon energy transition. Perpetua Resources has been awarded a Technology Investment Agreement of \$59.2 million in Defense Production Act Title III (DPA) funding to advance construction readiness and permitting of the Project. Antimony trisulfide from Stibnite is the only known domestic source of antimony that can meet U.S. defense needs for many small arms, munitions, and missile types.

# LETTER FROM OUR CEO

Jon Cherry, President & CEO



## DEAR FELLOW SHAREHOLDERS,

As we prepare for our 2025 Annual Meeting, I am proud to reflect on the remarkable progress Perpetua Resources achieved in 2024 and through the first quarter of 2025. Together, we have reached critical milestones that position the Stibnite Gold Project as one of the most promising and transformative mining projects in the United States.

## 2024 ACHIEVEMENTS AND RECENT MILESTONES

Last year, Perpetua Resources secured significant advancements in permitting and project development. Notably, the U.S. Forest Service issued its Final Record of Decision (ROD) for the Stibnite Gold Project in January 2025, marking the culmination of eight years of rigorous investigation, interagency collaboration, and public engagement, and following the Final Environmental Impact Statement issued in September 2024. This milestone elevates the Stibnite Gold Project into an elite class of projects that have cleared the National Environmental Policy Act (NEPA), enabling us to move forward with confidence toward construction.

In addition, Perpetua has completed basic engineering studies and executed contracts with key contractors and consultants as we prepare for the next phase of growth. In February 2025 we executed an initial contract for long-lead power equipment. These agreements underscore our commitment to advancing the project efficiently while maintaining our focus on completing remaining permitting requirements and formalizing financing for the project.

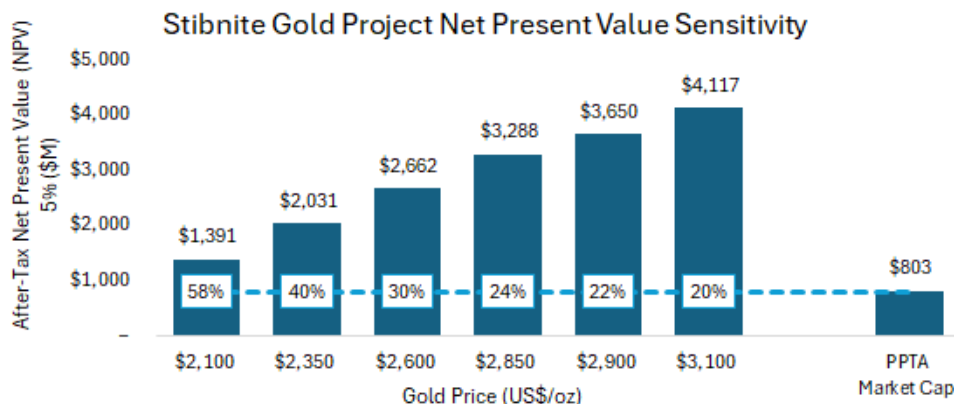
The Company continues to advance studies with partners, announced in December 2024, to evaluate development of a full-scale antimony processing facility in Idaho at a site that historically produced antimony, with the potential to develop a fully integrated, domestic supply chain solution for antimony production in the United States.

The updated financial outlook for Stibnite highlights its robust economics, with an after-tax net present value (NPV) of \$3.7 billion at February 2025 spot prices assuming a five percent discount rate, and low all-in sustaining costs averaging \$435/oz during the first four production years. Still, based on our current market capitalization Perpetua trades at only a fraction of the project's NPV\*.



# LETTER FROM OUR CEO

Jon Cherry, President & CEO



## OPTIMISM FOR 2025 AND BEYOND\*

Looking ahead, we anticipate finalizing remaining federal and state permits in the first half of 2025, a crucial step toward commencing construction.

We are also advancing financing during this period, including pursuing U.S. Export-Import Bank debt financing whose, non-binding letter of interest for up to \$1.8 billion further underscores the national importance of Stibnite as a domestic source of antimony—a critical mineral for defense and clean energy technologies.

In March 2025, we welcomed President Donald Trump's Executive Order to strengthen American mineral production and reduce U.S. reliance on foreign nations for its mineral supply. Among its provisions, the Executive Order empowers use of the Defense Production Act to elevate domestic production capabilities and provides for program guidance on financing tools for mining projects made available through the U.S. EXIM.

We believe the Stibnite Gold Project is positioned to become a national strategic asset for antimony and is the nearest-term solution available to the United States to meaningfully counteract China's dominance of the antimony market. Perpetua has already received three separate awards from the Department of Defense, totaling over \$70 million, to advance the Stibnite Gold Project. Based on the 2023 USGS antimony commodity summary, the Project could supply up to 35 percent of annual U.S. antimony demand in its initial six years of production and meet long-term defense needs. Antimony, as a by-product of our project's gold production, is critical to the national defense and energy industries, with commercial applications including fire retardants, lead acid batteries, semiconductors, and solar panels. The Department of Defense for example uses antimony trisulfide in the primer for hundreds of munition types. However the market for antimony is dominated by China, which is responsible for nearly half of all mined antimony output worldwide and up to 80 percent of the processing facilities for antimony today according to the U.S. Geologic Survey. Our project hosts the only reserve of antimony in the U.S. and has been called upon in the past to help fill a critical need. We are ready to do it again.

The Stibnite Gold Project is about creating value for our stakeholders; it represents a commitment to environmental restoration, economic development, and national security. By redeveloping an abandoned mine site responsibly, we also plan to deliver improvements to water quality, enhance fish habitats, and generate over 550 jobs during operations.



# LETTER FROM OUR CEO

Jon Cherry, President & CEO

## CONFIDENCE IN OUR PATH FORWARD

As we approach new milestones, I am confident in our ability to deliver on our vision for Stibnite. The dedication of our team, the support from stakeholders, and the strength of our partnerships give us every reason to be optimistic about the future. Together, we are building a project that will create lasting value for our shareholders while contributing meaningfully to our communities and nation.

Thank you for your continued trust and support.

Sincerely,  
Jon Cherry  
President & CEO





# ESG OVERVIEW

Transparency and accountability drive us.

We believe Perpetua Resources and the Stibnite Gold Project are uniquely positioned to demonstrate an industry-leading sustainability approach. The Project is designed to restore an abandoned mine area through reprocessing and safely storing millions of tons of legacy mine tailings, restoring river habitat and fish migration access, and improving wetlands. The Project can also help to support the clean energy transition as the only domestically mined source of the critical mineral antimony, which is an essential component in Ambri's long-duration storage batteries.

From the start, Perpetua Resources has made ESG a priority. We believe the success for our people, project, shareholders, and stakeholders relies on doing business the right way and in accordance with our guiding principles.

## OUR GUIDING PRINCIPLES



### PURPOSE

Our goal is to leave the Project site better than we found it and to leave a lasting legacy of economic benefits in our community.



### RESPONSIBILITY

Responsible corporate behavior, with respect to environmental, social and governance factors, can generally have a positive influence on long-term financial performance.



### TRANSPARENCY

Disclosure can allow stakeholders and other interested parties to better understand, evaluate and assess potential risk and return, including the potential impact of ESG factors on Perpetua Resources' performance.



### DATA DRIVEN

Investment analysis should incorporate certain environment, social and governance factors to the extent that they affect risk and return.



### GOVERNANCE

Division of authority and responsibilities among shareholders, directors and managers are key to good corporate governance.

# MILESTONES ACHIEVED

Our major sustainability milestones to date.

## **2016 | Plan of Restoration + Operations**

We designed and submitted a plan to regulators to produce gold and the critical mineral antimony while also restoring the environmental legacies of the abandoned mine site.

## **2018 | Community Agreement**

We entered into a community agreement with eight local communities to provide ongoing transparency and accountability and to create a mechanism for direct economic benefits through profit sharing.

## **2019 | ESG Policy**

We adopted principles and policies to formalize our commitments to ESG goals.

## **2021 | Early Clean Up Agreement**

We entered into an agreement with the Environmental Protection Agency and other regulators to voluntarily conduct clean up actions addressing historical waste to help improve water quality at the mine site. In 2022, we completed initial stream diversion activities at site designed to keep clean water clean.

## **2021 | Clean Energy Supply Agreement**

We entered into an agreement to provide antimony from the Stibnite Gold Project to help produce liquid metal batteries important for gridlevel clean energy storage.

## **2021 | Enhanced ESG Policy**

We updated and enhanced our ESG policies. As the Project advances, we anticipate that our ESG policies will become more specific to each phase of the Project but will remain true to the ESG principles we have adopted.

## **2022 | Proposed Action Identified As Preferred Alternative**

The USFS published the SDEIS which highlighted the net positive environmental outcomes that the Stibnite Gold Project can provide to the abandoned mine site based on six years of analysis. Perpetua's proposed action was identified as the Preferred Alternative in the draft document, marking a major milestone in the permitting process.\*

## **2023 | Clean Water Act Settlement Agreement**

In August 2023, Perpetua Resources and the Nez Perce Tribe filed a final Settlement Agreement to resolve a Clean Water Act lawsuit between the two parties. The Agreement provides for total payments of \$5 million by Perpetua over a four-year period, which includes \$4 million of contributions by Perpetua to a South Fork Salmon Water Quality Enhancement Fund to be used by the Tribe to support water quality improvement projects in the South Fork Salmon River watershed and \$1 million of reimbursements to the Tribe for legal expenses. The water quality improvement projects will be coordinated with the U.S. Environmental Protection Agency and the U.S. Forest Service and will require additional data collection to choose and define the projects.



# Investment Thesis - An Emerging National Strategic Asset



Plan to redevelop one of largest, highest grade and lowest cost gold projects in the U.S.



Strong project economics with ~15 year reserve life and ~3 year payback period at December 2024 consensus pricing



Establishing a national strategic asset with a critical mineral essential for national defense and the clean energy transition



Located in stable mining jurisdiction with Idaho community and political support



Sustainable approach to restoring environment, improving a legacy, creating value for stakeholders



Attractive valuation with near-term catalysts

**UNITED STATES  
SECURITIES AND EXCHANGE COMMISSION  
Washington, D.C. 20549**

**FORM 10-K**

(Mark One)

**ANNUAL REPORT PURSUANT TO SECTION 13 OR 15(d) OF THE SECURITIES EXCHANGE ACT OF 1934**  
For the fiscal year ended December 31, 2024

**OR**

**TRANSITION REPORT PURSUANT TO SECTION 13 OR 15(d) OF THE SECURITIES EXCHANGE ACT OF 1934**  
For the transition period from \_\_\_\_\_ to \_\_\_\_\_  
Commission File Number 001-39918

**PERPETUA RESOURCES CORP.**

(Exact name of Registrant as specified in its Charter)

British Columbia, Canada  
(State or other jurisdiction  
of incorporation or organization)

98-1040943  
(IRS Employer  
Identification No.)

405 S. 8th Street, Ste 201  
Boise, Idaho  
(Address of principal executive offices)

83702  
(Zip code)

**Registrant's telephone number, including area code: (208) 901-3060**

Securities registered pursuant to Section 12(b) of the Exchange Act:

Title of Each Class	Trading Symbol(s)	Name of Each Exchange on Which Registered
Common Shares, without par value	PPTA	Nasdaq

Securities registered pursuant to Section 12(g) of the Act: Common Shares, no par value

Indicate by check mark if the registrant is a well-known seasoned issuer, as defined in Rule 405 of the Securities Act. Yes  No

Indicate by check mark if the registrant is not required to file reports pursuant to Section 13 or 15(d) of the Act. Yes  No

Indicate by check mark whether the registrant: (1) has filed all reports required to be filed by Section 13 or 15(d) of the Securities Exchange Act of 1934 during the preceding 12 months (or for such shorter period that the Registrant was required to file such reports), and (2) has been subject to such filing requirements for the past 90 days. Yes  No

Indicate by check mark whether the registrant has submitted electronically every Interactive Data File required to be submitted pursuant to Rule 405 of Regulation S-T (§232.405 of this chapter) during the preceding 12 months (or for such shorter period that the registrant was required to submit such files). Yes  No

Indicate by check mark whether the registrant is a large accelerated filer, an accelerated filer, a non-accelerated filer, a smaller reporting company or an emerging growth company. See the definitions of "large accelerated filer," "accelerated filer," "smaller reporting company," and "emerging growth company" in Rule 12b-2 of the Exchange Act.

Large accelerated filer

Accelerated filer

Non-accelerated filer

Small reporting company

Emerging growth company

If an emerging growth company, indicate by check mark if the registrant has elected not to use the extended transition period for complying with any new or revised financial accounting standards provided pursuant to Section 13(a) of the Exchange Act.

Indicate by check mark whether the registrant has filed a report on and attestation to its management's assessment of the effectiveness of its internal control over financial reporting under Section 404(b) of the Sarbanes-Oxley Act (15 U.S.C. 7262(b)) by the registered public accounting firm that prepared or issued its audit report.

If securities are registered pursuant to Section 12(b) of the Act, indicate by check mark whether the financial statements of the registrant included in the filing reflect the correction of an error to previously issued financial statements.

Indicate by check mark whether any of those error corrections are restatements that required a recovery analysis of incentive-based compensation received by any of the registrant's executive officers during the relevant recovery period pursuant to §240.10D-1(b).

Indicate by check mark whether the registrant is a shell company (as defined in Rule 12b-2 of the Act). Yes  No

The aggregate market value of the voting and non-voting common equity held by non-affiliates of the registrant, based on the closing price of the shares of common shares on The Nasdaq Stock Market on the last business day of the registrant's most recently completed second fiscal quarter 2024, was \$207,074,452.

The registrant had 71,254,636 common shares outstanding as of March 7, 2025.

**DOCUMENTS INCORPORATED BY REFERENCE**

Portions of the registrant's Definitive Proxy Statement relating to the 2025 Annual Meeting of Shareholders, to be filed within 120 days of the Registrant's fiscal year ended December 31, 2024, are incorporated by reference into Part III of this Annual Report on Form 10-K.

## TABLE OF CONTENTS

### PART I

Item 1. Business.....	5
Item 1A. Risk Factors.....	10
Item 1B. Unresolved Staff Comments.....	29
Item 1C. Cybersecurity.....	29
Item 2. Properties.....	30
Item 3. Legal Proceedings.....	47
Item 4. Mine Safety Disclosures.....	47

### PART II

Item 5. Market for Registrant’s Common Equity, Related Stockholder Matters and Issuer Purchases of Equity Securities.....	48
Item 6. Reserved.....	48
Item 7. Management’s Discussion and Analysis of Financial Condition and Results of Operations.....	49
Item 8. Financial Statements and Supplementary Data.....	F-1
Item 9. Changes in and Disagreements with Accountants on Accounting and Financial Disclosure.....	59
Item 9A. Controls and Procedures.....	59
Item 9B. Other Information.....	59
Item 9C. Disclosure Regarding Foreign Jurisdictions that Prevent Inspections.....	59

### PART III

Item 10. Directors, Executive Officers and Corporate Governance.....	60
Item 11. Executive Compensation.....	60
Item 12. Security Ownership of Certain Beneficial Owners and Management and Related Stockholder Matters.....	60
Item 13. Certain Relationships and Related Transactions, and Director Independence.....	60
Item 14. Principal Accountant Fees and Services.....	60

### PART IV

Item 15. Exhibit and Financial Statement Schedules.....	61
Item 16. Form 10-K Summary.....	63

## EXPLANATORY NOTE

Unless the context otherwise indicates, references to the “Company,” “Perpetua Resources,” “Perpetua,” “we,” “us,” or “our” in this Annual Report refer to Perpetua Resources Corp. and its subsidiaries and the “Corporation” refers only to Perpetua Resources Corp.

See the “Glossary of Technical Terms” for more information regarding some of the terms used in this Annual Report.

## CURRENCY AND EXCHANGE RATE INFORMATION

Unless otherwise indicated, references herein to “US\$”, “\$” or “dollars” are expressed in U.S. dollars. References in this Annual Report to Canadian dollars are noted as “C\$.” Our consolidated financial statements that are included in this Annual Report are presented in U.S. dollars, unless otherwise stated.

## CAUTIONARY NOTE REGARDING FORWARD-LOOKING STATEMENTS

Certain statements contained in this Annual Report are “forward-looking statements” within the meaning of “safe harbor” provisions of the United States Private Securities Litigation Reform Act of 1995 and Section 21E of the Securities Exchange Act of 1934 (the “Exchange Act”) and “forward-looking information” within the meaning of applicable Canadian securities laws. All statements, other than statements of historical fact included in this Annual Report, regarding our strategy, future operations, financial position, estimated revenues and losses, projected costs, prospects, plans and objectives of management are forward-looking statements. When used in this Annual Report, the words “anticipate,” “believe,” “expect,” “estimate,” “intend,” “plan,” “project,” “outlook,” “may,” “will,” “should,” “would,” “could,” “can,” the negatives thereof, variations thereon and other similar expressions are intended to identify forward-looking statements, although not all forward-looking statements contain such identifying words. Forward-looking statements are based on certain estimates, beliefs, expectations and assumptions made in light of management’s experience and perception of historical trends, current conditions and expected future developments, as well as other factors that may be appropriate.

Forward-looking statements necessarily involve unknown risks and uncertainties, which could cause actual results or outcomes to differ materially from those expressed or implied in such statements. Due to the risks, uncertainties and assumptions inherent in forward-looking information, you should not place undue reliance on forward-looking statements. Factors that could have a material adverse effect on our business, financial condition, results of operations and growth prospects can be found in *Item 1A, Risk Factors, Item 7, Management’s Discussion and Analysis of Financial Condition and Results of Operations* and elsewhere in this Annual Report. These factors include, but are not limited to, the following:

- planned expenditures and budgets and the execution thereof, including the ability of the Company to discharge its liabilities as they become due and to continue as a going concern;
- timely access to capital and financing sources or strategic partners to fund the exploration, permitting, development and construction of the Project (as defined below);
- the potential impact of a strategic transaction on the Company’s business, results of operations and financial condition, including substantial the costs and time associated therewith, the risk that any such transaction may not ultimately be consummated or that we may not realize the anticipated benefits of any such transaction;
- the impact of delays in obtaining or failure to obtain required permits and other governmental approvals, or the impact of legal challenges by third parties to any such permits or governmental approvals, on the Company’s business, results of operations and financial condition;
- the Company’s plans to submit a financing application to the Export-Import Bank of the United States (“U.S. EXIM”), the prospects of successfully securing financing from U.S. EXIM or other sources on acceptable terms, or at all, and the expected timing of, and benefits to the Project of, securing such financing from U.S. EXIM or other sources;
- the Company’s ability to retain funds and request reimbursement for specified costs under the Technology Investment Agreement (“TIA”) under Title III of the Defense Production Act (“DPA”);
- the intended environmental and other outcomes of the South Fork Salmon Water Quality Enhancement Fund (the “Fund”) related to the Nez Perce Tribe’s Clean Water Act (“CWA”) lawsuit, good faith discussions between the Company and the Nez Perce Tribe with respect to future permitting and activities at the Project and the anticipated source of funding of the Company’s payments required under the Settlement Agreement (as defined below);
- regulatory and legal changes, requirements for additional capital, requirements for additional water rights and the potential effect of proposed notices of environmental conditions relating to mineral claims;
- the accuracy of analyses and other information based on expectations of future performance and planned work programs;
- possible events, conditions or financial performance that are based on assumptions about future economic conditions and courses of action;
- assumptions and analysis underlying our mineral reserve estimates and plans for mineral resource exploration and development;

- the Company's history of losses and expectation of future losses;
- the Company's limited property portfolio and potential challenges related to the Company's title to its mineral properties;
- timing, costs and potential success of future activities on the Company's properties, including, but not limited to, development and operating costs in the event that a construction decision is made and the Company's ability to achieve production at the Project if constructed;
- potential results of exploration, development and environmental protection and remediation activities;
- current or future litigation or environmental liability, including litigation challenging the validity of the permits and approvals issued with respect to the Project;
- global economic, political and social conditions and financial markets, including any potential regulatory or policy changes resulting from a new administration, inflationary pressures and elevated interest rates;
- changes in gold and antimony commodity prices;
- our ability to implement our strategic plan and to maintain and manage growth effectively;
- our reliance on outside consultants for critical services;
- risks related to our largest shareholder;
- loss of key executives or the inability to hire or retain key executives or employees to support construction, permitting and operational activities;
- high levels of competition within the mining industry;
- equipment, labor and services required for exploration and development of the Project;
- labor shortages and disruptions;
- cyber-attacks and other security breaches of our information and technology systems; and
- other factors and risks described under the heading "*Risk Factors*" in *Item 1A* of this Annual Report.

Statements concerning mineral resource and mineral reserve estimates may also be deemed to constitute forward-looking information to the extent that such statements involve estimates of the mineralization that may be encountered if a property is developed.

With respect to forward-looking information contained herein, the Company has applied several material factors or assumptions including, but not limited to, certain assumptions as to production rates, operating costs, recovery and metal costs; that any additional financing needed will be available when needed on reasonable terms; that the current exploration, development, environmental and other objectives concerning the Company's Stibnite Gold Project (the "Project" or "Stibnite Gold Project") can be achieved and that the Company's other corporate activities will proceed as expected; that Perpetua will be able to successfully obtain financing for the Project; that all requisite information will be available in a timely manner; that the current price and demand for gold, antimony and other metals will be sustained or will improve; that general business and economic conditions will not change in a materially adverse manner and that all necessary governmental approvals for the planned exploration, development and environmental protection activities on the Project will be obtained in a timely manner and on acceptable terms, and that the Company or such agencies will be able to successfully defend against any challenges to such governmental approvals; and that the continuity of economic and political conditions and operations of the Company will be sustained.

These risks are not exhaustive. Because of these risks and other uncertainties, our actual results, performance or achievements, or industry results, may be materially different from the anticipated or estimated results discussed in the forward-looking statements in this Annual Report. New risk factors emerge from time to time, and it is not possible for our management to predict all risk factors nor can we assess the effects of all factors on our business or the extent to which any factor, or combination of factors, may cause actual results to differ materially from those contained in, or implied by, any forward-looking statements. Our past results of operations are not necessarily indicative of our future results. You should not rely on any forward-looking statements, which represent our beliefs, assumptions and estimates only as of the dates on which they were made, as predictions of future events. We undertake no obligation to update these forward-looking statements, even though circumstances may change in the future, except as required under applicable securities laws. We qualify all of our forward-looking statements by these cautionary statements.

## GLOSSARY OF TECHNICAL TERMS

### Conversion Factors

To Convert From	To	Multiply By
Feet	Metres (m)	0.305
Metres	Feet (ft)	3.281
Miles	Kilometres (km)	1.609
Kilometres	Miles	0.6214
Hectares	Acres (ac)	2.471
Grams	Ounces (Troy) (oz)	0.03215
Grams/Tonnes	Ounces (Troy)/Short Ton (oz/ton)	0.02917
Tonnes (metric)	Pounds (lbs)	2,205
Tonnes (metric)	Short Tons (st)	1.1023
Grams	Ounces (Troy) (oz)	0.03215

The following is a glossary of certain terms used in this Annual Report:

*Assay* means, in economic geology, to analyze the proportions of metal in a rock or overburden sample; to test an ore or mineral for composition, purity, weight or other properties of commercial interest.

*CERCLA* means Comprehensive Environmental Response, Compensation, and Liability Act, referenced informally as "Superfund."

*Deposit* means a mineralized body which has been physically delineated by sufficient drilling, trenching, and/or underground work, and found to contain a sufficient average grade of metal or metals to warrant further exploration and/or development expenditures; such a deposit does not qualify as a commercially mineable ore body or as containing ore reserves, until final legal, technical, and economic factors have been resolved.

*g/t Au* means grams of gold per metric tonne of material.

*Grade or grade* means the amount of valuable metal in each tonne of ore, expressed as grams per tonne (g/t) for precious metals and as percent (%) for antimony.

*km* means kilometre(s).

*m* means metre(s) (equivalent to 3.281 feet).

*M* means million.

*Mineralization or mineralization* means the concentration of metals and their chemical compounds within a body of rock.

*Mineral Reserve or mineral reserve* means an estimate of tonnage and grade or quality of indicated and measured mineral resources that, in the opinion of the qualified person, can be the basis of an economically viable project. More specifically, it is the economically mineable part of a measured or indicated mineral resource, which includes diluting materials and allowances for losses that may occur when the material is mined or extracted.

*Mineral Resource or mineral resource* means a concentration or occurrence of material of economic interest in or on the Earth's crust in such form, grade or quality, and quantity that there are reasonable prospects for economic extraction. A mineral resource is a reasonable estimate of mineralization, taking into account relevant factors such as cut-off grade, likely mining dimensions, location or continuity, that, with the assumed and justifiable technical and economic conditions, is likely to, in whole or in part, become economically extractable. It is not merely an inventory of all mineralization drilled or sampled.

*Ore* means a mineral reserve of sufficient value as to quality and quantity to enable it to be mined at a profit.

*Ounce or oz* means a troy ounce or twenty penny weights or 480 grains and is equivalent to 31.1035 grams.

*Oz/t or oz/st* means a troy ounce per short ton.

*Sampling or sampling* means a technique for collecting representative sub-volumes from a larger volume of geological material. The particular sampling method employed depends on the nature of the material being sampled and the kind of information required.

## NOTICE REGARDING MINING PROPERTY DISCLOSURE RULES

The material scientific and technical information in respect of the Stibnite Gold Project in this Annual Report, unless otherwise indicated, is based upon information contained in the Technical Report Summary (the “TRS”), dated as of December 31, 2021, and amended as of June 6, 2022, developed for the Stibnite Gold Project in accordance with the mining property disclosure rules specified in Regulation S-K subpart 1300 (“S-K 1300”) promulgated by the U.S. Securities and Exchange Commission (the “SEC”). The TRS summarizes, in accordance with the mining property disclosure rules specified in S-K 1300, the technical report titled “Stibnite Gold Project, Feasibility Study Technical Report, Valley County, Idaho” dated effective December 22, 2020 and issued January 27, 2021 (the “2020 Feasibility Study”), which was prepared in accordance with National Instrument 43-101 – Standards of Disclosure for Mineral Projects (“NI 43-101”). NI 43-101 is a rule developed by the Canadian Securities Administrators that establishes standards for all public disclosures an issuer makes of scientific and technical information concerning mineral projects. These standards differ from the mining property disclosure rules specified in S-K 1300. Accordingly, information concerning mineral deposits from the TRS set forth herein may not be comparable with information made public by companies that report in accordance with NI 43-101.

The updated financial information in respect of the Stibnite Gold Project in this Annual Report is based upon information contained in the Financial Update – Cash Flow Forecast for the Stibnite Gold Project, February 2025 (the “Financial Update”), which is included as Exhibit 99.1 to this Annual Report on Form 10-K. The Financial Update should be read as a supplemental financial update to the 2020 Feasibility Study, which is summarized in the Company’s TRS, with respect to economic information regarding the Project. Neither the Financial Update nor the studies or data underlying such update modifies the mineral resources and mineral reserves reported in the TRS or the material assumptions and information pertaining to such disclosure. The information contained in the Financial Update is subject to the assumptions, exclusions and qualifications set forth herein, as well as those contained in the 2020 Feasibility Study and the TRS, except to the extent explicitly updated herein.

The 2020 Feasibility Study, the TRS and the Financial Update are intended to be read as a whole and sections should not be read or relied upon out of context.

All disclosures contained in this Annual Report regarding the mineral reserves and mineral resource estimates and economic analysis on the property are fully qualified by the full disclosure contained in the 2020 Feasibility Study and the TRS.

Information of a scientific or technical nature in this Annual Report and the Financial Update have been approved by Christopher Dail, AIPG CPG #10596, Exploration Manager for Perpetua Resources Idaho, Inc. and a Qualified Person (as defined in NI 43-101 and as defined in S-K 1300).

See also “*Cautionary Note Regarding Forward-Looking Statements.*”

## PART I

### Item 1. Business

#### Overview

The Corporation was incorporated under the *Business Corporations Act* (British Columbia) on February 22, 2011 under the name “Midas Gold Corp.” The Corporation changed its name to “Perpetua Resources Corp.” on February 15, 2021.

The Corporation’s head office is located at Suite 201 – 405 South 8<sup>th</sup> Street, Boise, Idaho, U.S.A. 83702 and its registered and records office is located at Suite 1008 – 550 Burrard Street, Vancouver, British Columbia V6C 2B5.

The Corporation is a development-stage company engaged in acquiring mining properties with the intention of exploring, evaluating and placing them into production, if warranted. Currently, its principal business is the exploration and, if warranted and subject to receipt of required permitting, redevelopment, restoration and operation of the Stibnite Gold Project in Idaho, USA. The Corporation is currently undertaking an extensive permitting process for redevelopment and restoration of the Project.

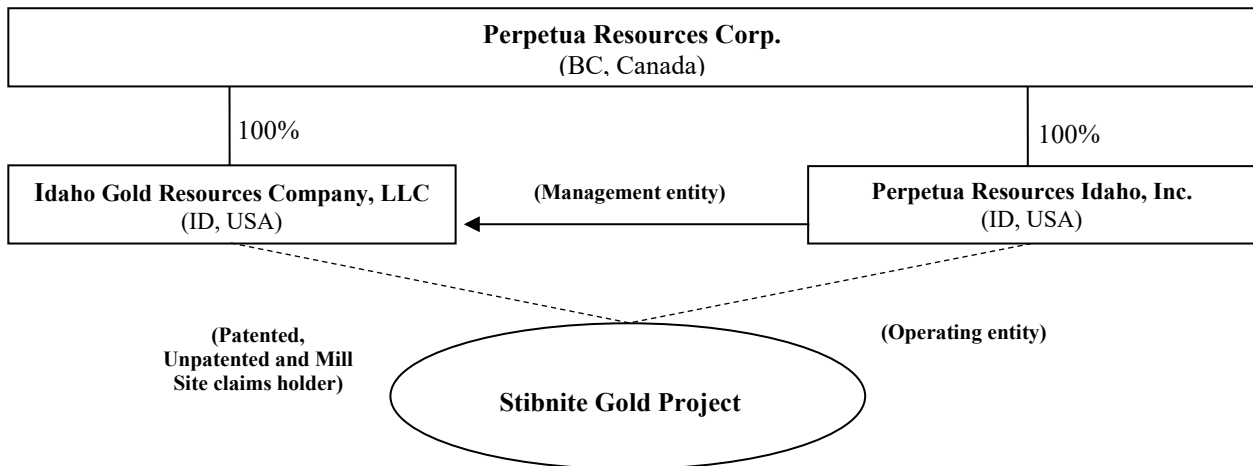
Mineral exploration and development are expected to constitute the principal business of the Corporation for the coming years. In the course of realizing its objectives, it is expected the Corporation may enter into various agreements specific to the mining industry, such as purchase or option agreements to purchase mining claims and/or joint venture agreements.

The Corporation’s principal mineral project is the Stibnite Gold Project, which contains several gold, silver and antimony mineral deposits. The Corporation’s current focus is to explore, evaluate and potentially redevelop three of the Deposits known as the Hangar Flats Deposit, West End Deposit and Yellow Pine Deposit, all of which are located within the Stibnite Gold Project, as well as reprocess certain historical tailings located on the Project. These development activities would be undertaken in conjunction with a major restoration program designed to address legacy impacts related to historical mining activities in the Project area.

The Corporation’s subsidiaries’ property holdings at the Stibnite Gold Project are comprised of a contiguous package of unpatented federal lode claims, unpatented federal mill sites, patented lode mining claims and patented mill sites. As of December 31, 2024, this land position encompassed approximately 11,548 hectares held in 1,674 unpatented lode claims and mill sites and patented land holdings. A subsidiary of the Corporation acquired these rights through a combination of purchases and transactions and staking under the 1872 Mining Law and holds a portion under an option agreement. Bureau of Land Management claim rental payments and filings are current as of the date of this filing and the claims are all held in good standing. Normal maintenance and upkeep of the Project infrastructure continued during the year.

#### Corporate Structure

The following chart shows the intra-corporate relationships between the Corporation and its subsidiaries. Perpetua Resources Idaho, Inc. (“PRII”) has no ownership interest in the Stibnite Gold Project; rather, it is the designated operating entity of the Corporation and manages the activities on the Project site. The property holding entity, Idaho Gold Resources Company, LLC (“IGRCLLC”), is the surviving entity in a merger with Stibnite Gold Company (“SGC”), effective June 3, 2021, and is managed pursuant to an operating agreement with PRII. PRII and IGRCLLC are wholly owned by the Corporation.



IGRCLLC holds title to the Yellow Pine, Hangar Flats, and West End Deposits, all of the patented mill sites and all of the unpatented federal lode mining claims and unpatented mill sites.



## Permitting and Environmental Matters

Perpetua Resources is focused on the exploration and mining of the Stibnite Gold Project (the “Project”), the reclamation of prior deposits and historical tailings, and the restoration of the area to address historical activities and legacy contamination. Our project is, therefore, subject to numerous environmental regulations, including federal, state, and local laws.

Significantly, we are subject to formal review under the National Environmental Policy Act (“NEPA”) and extensive permitting requirements. In 2016, the United States Forest Service (“USFS” or the “Forest Service”) began its formal review of the Stibnite Gold Project under NEPA. The Forest Service completed scoping in 2017 and subsequently pursuant to the NEPA process, the USFS and cooperating agencies undertook extensive review of our project and proposed actions through a Draft Environmental Impact Statement (“DEIS”), released by the USFS in August 2020. In response to public and agency feedback on the DEIS, Perpetua Resources proposed modifications to the mine plan analyzed in DEIS Alternative 2 to include reduction of the project footprint, improvements in water quality, and lower water temperatures. Perpetua Resources submitted a refined proposed action to the USFS in December 2020 (the “Modified Mine Plan”).

The USFS then prepared a Supplemental Draft Environmental Impact Statement (“SDEIS”) to further evaluate the project refinements and compare the Company’s proposed site access via Burntlog Route to an alternative option using current roads. After nearly two years of review, the SDEIS was published on October 28, 2022 for a 75-day public comment period. The USFS identified the Modified Mine Plan as the Preferred Alternative and concluded that it would reasonably accomplish the purpose and need for consideration of approval of the Stibnite Gold Project, while giving consideration to environmental, economic, and technical factors.

On September 6, 2024, the USFS published the Final Environmental Impact Statement (“FEIS”) and a Draft Record of Decision (“DROD”) for the Stibnite Gold Project. The FEIS analyzes the potential environmental effects (including benefits) of the mining and reclamation activities proposed as part of the Stibnite Gold Project. The DROD outlined the USFS’s proposed decision to authorize the Modified Mine Plan and to approve a special use authorization for transmission line upgrades and installation of a new power transmission line with supporting infrastructure.

On January 3, 2025, the USFS published the Final Record of Decision (the “ROD”) and FEIS Errata authorizing the Modified Mine Plan. Per the requirements of the FEIS and ROD, numerous plans comprising the suite of Environmental Monitoring and Management Plans are in process and will incorporate Project updates as well as required financial assurance, mitigation measures, environmental protection measures and design features. This will include preparation of a Final Mine Plan of Operations.

The Company’s Clean Water Act (“CWA”) Section 404 permit application, proposed Compensatory Mitigation Plan, and associated financial assurance remain under review by the U.S. Army Corps of Engineers (the “Army Corps.”) after the public comment period ended in October 2023. The Army Corps has been a part of the review process as a cooperating agency since the Company began the federal NEPA permitting process and has been formally evaluating the Section 404 permit application and proposed Compensatory Mitigation Plan since 2023. The Section 404 permit is the last remaining federal permit required to be issued prior to a construction decision. Perpetua expects the permit to be issued in the first half of 2025.

The U.S. Fish and Wildlife Service issued its Final Biological Opinion on September 6, 2024 and the National Marine Fisheries Service issued its Final Biological Opinion on October 7, 2024 (collectively, the “Final Biological Opinions”). These Final Biological Opinions imposed certain requirements on the Project that are incorporated into the USFS ROD.

The Company has filed applications for certain state permits and other approvals required from various agencies of the State of Idaho. These applications and approvals are at various stages of the process required under Idaho law and include applications and plans submitted to the Idaho Department of Environmental Quality (“IDEQ”) for an air Permit to Construct, Idaho Pollutant Discharge Elimination System discharge permits and a cyanidation facility permit, to the Idaho Department of Water Resources (“IDWR”) for permanent mine closure and financial assurance, and to IDWR for a stream alteration permit. See *Item 7, Management’s Discussion and Analysis of Financial Condition and Results of Operations – Ancillary Permitting Update*, below.

With the receipt of the ROD, the Corporation is currently focused on advancing the Project towards a construction decision, including finalizing the remaining federal and state permits and securing project financing.

To address historical legacy impacts at the site of the Stibnite Gold Project, Perpetua Resources has voluntarily entered into an Administrative Settlement Agreement and Order on Consent (“ASAOC”) pursuant to CERCLA with the United States Environmental Protection Agency (the “U.S. EPA”) and the United States Department of Agriculture (“USDA”). Finalized on January 15, 2021, the ASAOC provides for a number of time-critical removal actions (early response actions referred to as “Phase 1” in the ASAOC) designed to improve water quality in several areas of the site. Upon signing of the ASAOC, the aggregate cost of the Phase 1 obligation was estimated to be approximately \$7,473,805. In 2021, 2022, 2023, and 2024 the total cost estimate to voluntarily address environmental conditions increased to \$19,185,438 due to scope changes, inflation and higher fuel prices. As of December 31, 2024, Perpetua Resources determined it had completed all Phase 1 response actions

required by the ASAOC and filed Removal Action Completion Reports (“RACR”) with the U.S. EPA and USDA with respect to such completion. Pursuant to the terms of the ASAOC, the two federal agencies are reviewing Perpetua Resources’ RACR to ascertain whether they agree that the required Phase 1 activities are complete. The ASAOC includes a process under which the Company and the signatory federal agencies will evaluate whether the Company will proceed with additional response actions after the Phase 1 work has been certified by the federal agencies as complete. The scope of any such potential additional actions and their costs have not yet been determined. See also Notes 8 and 9 to the Consolidated Financial Statements.

Our Project is subject to ongoing litigation and could face further litigious challenges in the future. Following the USFS’ publication of the ROD authorizing the mine plan for the Project, claims were filed in the U.S. District Court for the District of Idaho against the USFS and other federal agencies on February 18, 2025 by a number of claimants, including Save the South Fork Salmon and the Idaho Conservation League, alleging violations of NEPA and other federal laws in the regulatory review process. Among other remedies, the claimants seek to vacate the ROD, FEIS, the Final Biological Opinions and Project approvals and to enjoin any further implementation of the Project. PRII has filed a motion with the court to intervene in this lawsuit. While the Company believes the federal regulatory processes resulting in the issuance of the FEIS, ROD, and other approvals and documentation were conducted thoroughly and completely by the relevant federal regulatory agencies, there can be no assurance that the ROD, FEIS, and other Project approvals will be upheld upon judicial review. See *Item 1A, Risk Factors*, below.

### **Government and Environmental Regulations**

Mining operations and exploration activities are subject to extensive national, state, and local laws and regulations in the United States, which govern prospecting, development, mining, production, exports, taxes, labor standards, occupational health, waste disposal, protection of the environment, mine safety, hazardous substances, disclosure requirements and other matters. The Corporation plans to obtain the licenses, permits or other authorizations currently required to conduct its exploration or development programs, and it believes it is currently in material compliance with governing mining, health, safety and environmental statutes and regulations in the United States and Idaho. Except as otherwise noted herein, we are not subject to any orders or directions with respect to the foregoing laws and regulations. For a more detailed discussion of the various government laws and regulations applicable to our operations and potential negative effects of these laws and regulations, see *Item 1A, Risk Factors*, below.

Our operations are also subject to numerous environmental, health, and safety laws and regulations in the jurisdictions in which we operate. These laws and regulations may require us to take precautions with respect to threatened, endangered, or otherwise protected species and their habitats as well as other natural, historical, and cultural resources, perform environmental assessments or impact statements, implement siting and operational programs or best practices to minimize environmental impacts from our operations, perform investigatory and remedial obligations, and obtain federal, state, and local permits, licenses, or other approvals. Failure to comply with these laws and regulations may result in the imposition of significant fines or penalties. Additionally, we could experience significant opposition from third parties to our application for such permits or during the administrative agency review and appeal process after the issuance of such permits. Delays, denials of, or challenges to permits, or the imposition of costly and difficult to comply with conditions, may impair the development of our Project or curtail our planned operations. The following provides a summary of the more significant environmental, health, and safety laws and regulations which our operations are subject to and for which compliance with may have a material adverse impact on our business.

#### ***National Environmental Policy Act***

Our Project is subject to environmental review under NEPA. This law requires federal agencies to evaluate the environmental impact of their actions that may significantly affect the quality of the human environment; such review is a prerequisite for the granting of permits or similar authorization from federal agencies for the development of certain projects. As part of the review, the federal agencies are required to consider numerous environmental impacts, which may include potential impacts on air quality, water quality, cultural resources, wildlife, geology, and aesthetics, as well as alternatives to the project. The review process can lead to significant delays in approval of such projects and the issuance of the requisite permits which, in turn, can impact both the cost and development of operations. As a result of NEPA review, agencies may seek to deny permits or other support for a project, or condition approvals on certain modifications or mitigation actions. Additionally, authorizations under NEPA are subject to litigation, protest, or appeal, which has the potential to lead to further delays.

Pursuant to NEPA, the USFS and cooperating agencies undertook extensive review of our Project and proposed actions. As a result of this review, the USFS published the FEIS and DROD with respect to the Project on September 6, 2024 and published the ROD and FEIS Errata authorizing the Modified Mine Plan for the Project on January 3, 2025. Certain parties on February 18, 2025 filed a lawsuit in the U.S. District Court for the District of Idaho alleging that the USFS and other federal agencies violated applicable laws and other requirements in issuing the ROD and FEIS and taking related regulatory actions.

The litigation is ongoing, and PRII has filed a motion with the court to intervene in this lawsuit. See “*Permitting and Environmental Matters*” above.

### ***Comprehensive Environmental Response, Compensation, and Liability Act***

The site upon which our Project is located has significant legacy contamination from previous mining operations by companies not related to Perpetua. CERCLA can impose joint and several liability, without regard to fault or legality of conduct, on classes of persons who are statutorily responsible for the release of hazardous substances into the environment. These persons include current owners or operators of a site where a release has occurred. Under CERCLA, such current owners or operators may be subject to strict, joint and several liability for the entire cost of cleaning up hazardous substances and for other expenditures, such as response costs and damage to natural resources. Idaho also has environmental cleanup laws analogous to CERCLA.

Voluntary cleanup actions can be undertaken pursuant to settlement agreements under CERCLA. We entered into an ASAOC with the U.S. EPA and the USDA in 2021 to conduct a number of time critical removal actions focused on improving water quality in several areas of the site. The Company filed RACR with the U.S. EPA and USDA advising the agencies that the Company believes it has completed all work required under Phase 1 of the ASAOC. The federal agencies are currently reviewing the RACR. See “*Permitting and Environmental Matters*” above and Notes 8 and 9 to the Consolidated Financial Statements.

### ***Protection of Species and Habitat***

Our operations are subject to several environmental regulations and guidelines regarding various protected species and their habitats and include the federal Endangered Species Act, the Migratory Bird Treaty Act, and the Bald and Golden Eagle Protection Act, alongside similar state laws. These laws impose significant civil and criminal penalties for violations, including injunctions limiting or otherwise prohibiting operations in certain areas where protected species or their habitats are located. The imposition of such restrictions, such as seasonal limitations, may result in additional costs and delays and could impact the feasibility of our Project.

### ***Clean Water Act***

The CWA and other similar federal and state laws and regulations may require us to obtain permits for water discharges or take mitigation actions with respect to the loss of wetlands. Additionally, such regulations require us to implement a variety of best management practices to ensure that water quality is protected and the impacts of our operations on water quality are minimized. The CWA and analogous laws and regulations provide for administrative, civil and criminal penalties for unauthorized discharges of pollutants in reportable quantities and may impose substantial potential liability for the costs of addressing such discharges. The Nez Perce Tribe in 2019 filed a lawsuit against the Company in the U.S. District Court for the District of Idaho alleging violations of the CWA due to, among other things, exceedances of applicable water quality standards in certain water bodies in the vicinity of the Project site. The Company entered into a settlement of this litigation with the Nez Perce Tribe in 2023. See *Item 3. Legal Proceedings*, below.

### ***Clean Air Act***

The Clean Air Act and other similar laws and regulations may require us to obtain permits before construction can commence on a new source of potentially significant air emissions. Additionally, the U.S. EPA establishes and periodically reviews emissions standards that require the maximum degree of reduction in emissions of hazardous air pollutants, and we are required to comply with such emissions standards. The U.S. EPA and state agencies such as the Idaho Department of Environmental Quality have the ability to issue citations and orders and assess penalties for violations of permits or other applicable regulatory requirements.

### ***Mine and Safety Health Administration***

Mining operations are regulated by the U.S. Department of Labor’s Mine and Safety Health Administration (“MSHA”) which carries out the provisions of the Federal Mine Safety and Health Act of 1977, as amended by the Mine Improvement and New Emergency Response Act of 2006. MSHA enforces the health and safety rules for all U.S mines and conducts mine inspections regarding compliance with applicable laws and regulations. MSHA has the ability to issue citations and orders and assess penalties for health and safety violations.

### **District Exploration**

No exploration drilling was conducted by the Company during the reporting period. Some laboratory test work was completed to support requirements under the Defense Ordnance Technology Consortium agreement. Other site activities during the reporting period focused on maintaining claim location monuments and surveying, studies to support permitting and design, engineering and environmental studies to support the ongoing activities related to the ASAOC.

## Employees

At December 31, 2024, the Corporation had 36 full time employees and 1 part time employee. 34 employees were directly related to the mineral development activities of the Stibnite Gold Project and the remaining 3 employees were focused on executive management, investor relations and administrative support of the Corporation. A total of 27 employees were employed in Idaho, with many of the Perpetua Resources team working remotely. The Corporation also contracts out certain activities to contractors with specific skills to assist with various aspects of the Project.

## Competition

The gold and critical mineral exploration and mining business is a competitive business. The Corporation competes with numerous other companies possessing greater financial and technical research resources. Competition is particularly intense with respect to the acquisition of desirable, undeveloped gold or critical mineral properties. The Corporation's competitive strength is due, in part, to having the only antimony reserves in the United States. If additional accessible sources of antimony become available or demand is reduced, the Corporation's ability to access funding or government support may be affected. We also encounter competition for the hiring of key personnel. This competition could adversely impact our ability to advance the Project, acquire suitable prospects for exploration in the future on terms we consider acceptable, attract necessary capital funding or acquire an interest in additional properties. See *Item 1A., Risk Factors*, below.

## Environmental, Social and Governance (“ESG”)

Our commitment to ESG practices is explained in our ESG Policy. Our ESG Policy, Sustainability Roadmap and our 2023 Sustainability Report can be found on the Company's website. Information on our website is neither part of, nor incorporated into, this Annual Report on Form 10-K.

## Availability of Raw Materials

The raw materials we require to carry on our business are readily available through normal supply or business contracting channels in the United States and Canada. Historically, we have been able to secure the appropriate equipment and supplies required to conduct our contemplated programs. As a result, we do not believe that we will experience any shortages of required equipment or supplies in the foreseeable future. See also section *Item 1A, Risk Factors* – “*A shortage of supplies and equipment, or the inability to obtain such supplies and equipment when needed and at expected prices, could adversely affect Perpetua Resources' ability to operate its business.*” and “*Changes in U.S. administrative policy, including the imposition of or increases in tariffs on steel and/or other raw materials, changes to existing trade agreements and any resulting changes in international trade relations, may have an adverse effect on us.*”

## Gold Price History

The price of gold is volatile and is affected by numerous factors, all of which are beyond our control, such as the sale or purchase of gold by various central banks and financial institutions, inflation, recession, fluctuation in the relative values of the U.S. dollar and foreign currencies, changes in global and regional gold demand, and international and national political and economic conditions. The following table presents the annual high, low and average daily afternoon London Bullion Market Association gold price over the past five calendar years on the London Bullion Market (\$/ounce):

Year	High	Low	Average
2020	\$2,067	\$1,474	\$1,770
2021	\$1,943	\$1,684	\$1,799
2022	\$2,039	\$1,629	\$1,801
2023	\$2,078	\$1,811	\$1,943
2024	\$2,778	\$1,985	\$2,387
2025 (through March 7)	\$2,934	\$2,609	\$2,806

Data Source: [www.kitco.com](http://www.kitco.com)

## Implications of Being an Emerging Growth Company

We are an “emerging growth company” as defined in the Jumpstart Our Business Startups Act (the “JOBS Act”) enacted in April 2012. Certain specified reduced reporting and other regulatory requirements are available to public companies that are emerging growth companies. These provisions include:

- an exemption from the auditor attestation requirement in the assessment of the effectiveness of our internal controls over financial reporting required by Section 404 of the Sarbanes-Oxley Act of 2002;
- an exemption from the adoption of new or revised financial accounting standards until they would apply to private companies;

- an exemption from compliance with any new requirements adopted by the Public Company Accounting Oversight Board requiring mandatory audit firm rotation or a supplement to the auditor’s report in which the auditor would be required to provide additional information about our audit and our financial statements; and
- reduced disclosure about our executive compensation arrangements.

We will continue to be an emerging growth company until the earliest of:

- the last day of our fiscal year in which we have total annual gross revenues of \$1.235 billion (as such amount is indexed for inflation every five years by the SEC to reflect the change in the Consumer Price Index for All Urban Consumers published by the Bureau of Labor Statistics, setting the threshold to the nearest \$1.0 million) or more;
- the last day of our fiscal year following the fifth anniversary of the date of our first sale of common equity securities pursuant to an effective registration statement under the Securities Act of 1933, as amended (“Securities Act”);
- the date on which we have, during the prior three-year period, issued more than \$1.0 billion in non-convertible debt; or
- the date on which we are deemed to be a “large accelerated filer” under the rules of the SEC, which means the market value of our common shares that is held by non-affiliates (or public float) exceeds \$700.0 million as of the last day of our second fiscal quarter in our prior fiscal year.

We have elected to take advantage of certain of the reduced disclosure obligations in this Annual Report and may elect to take advantage of other reduced reporting requirements in future filings. As a result, the information that we provide to our shareholders may be different than what you might receive from other public reporting companies in which you hold equity interests.

### Available Information

We file or furnish annual, quarterly and current reports, proxy statements and other documents with the SEC under the Exchange Act. The SEC maintains a website ([www.sec.gov](http://www.sec.gov)) that contains reports, proxy and information statements, and other information regarding issuers, including Perpetua, that file electronically with the SEC. We are also subject to requirements of the applicable securities laws of Canada, and documents that we file with the Canadian Securities Administrators may be found at [www.sedarplus.ca](http://www.sedarplus.ca).

We make available free of charge through our website ([www.perpetuaresources.com](http://www.perpetuaresources.com)) our Annual Reports on Form 10-K, Quarterly Reports on Form 10-Q, Current Reports on Form 8-K and, if applicable, amendments to those reports filed or furnished pursuant to Section 13(a) of the Exchange Act as soon as reasonably practicable after we electronically file such material with, or furnish it to, the SEC or the securities commissions or similar regulatory authorities in Canada. In addition to the reports filed or furnished with the SEC and the securities commissions or similar regulatory authorities in Canada, we publicly disclose information from time to time in our press releases, investor presentations posted on our website and at publicly accessible conferences. Such information, including information posted on or connected to our website, is not a part of, or incorporated by reference in, this Annual Report or any other document we file with or furnish to the SEC or the securities commissions or similar regulatory authorities in Canada.

We have adopted a Code of Conduct and Ethics Policy (the “Code of Conduct”) that applies to our management and to our other employees. We intend to satisfy the disclosure requirement under Item 5.05 of Form 8-K relating to amendments to or waivers from any provision of our Code of Conduct applicable to our principal executive officer, principal financial officer, principal accounting officer and other persons performing similar functions by posting such information on our website ([www.perpetuaresources.com](http://www.perpetuaresources.com)). Our other policies and the charters of our Audit, Compensation and Corporate Governance and Nominating Committees are available on our website. Information on our website is neither part of, nor incorporated into, this Annual Report on Form 10-K.

### Item 1A. Risk Factors.

*Investing in our common shares involves a high degree of risk. An investment in our securities is speculative and involves a high degree of risk due to the nature of our business and the present stage of exploration and development of our mineral properties. You should carefully consider the risks described below, as well as the other information in this Annual Report, including our consolidated financial statements and the related notes and Part II, Item 7, entitled “Management’s Discussion and Analysis of Financial Condition and Results of Operations,” and in any documents incorporated in this Annual Report by reference, before deciding whether to invest in our common shares. The occurrence of any of the events or developments described below could harm our business, financial condition, results of operations, and growth prospects and could cause them to differ materially from the estimates described in forward-looking statements in this Annual Report. In such an event, the market price of our common shares could decline, and you may lose all or part of your investment. Although we have discussed risks we have identified as material risks, the risks described below are not the only ones that we may face. Additional*

*risks and uncertainties not currently known to us or that we currently deem immaterial may also impair our business operations. Certain statements below are forward-looking statements. See also “Cautionary Note Regarding Forward-Looking Statements” in this Annual Report.*

## **Risk Factor Summary**

The following is a summary of important risk factors that are specific to our business, industry and our incorporation under the laws of British Columbia:

- Our ability to continue the exploration, permitting, development, and construction of the Project, and to continue as a going concern, will depend in part on our ability to obtain suitable financing.
- We do not currently have sufficient funds or committed financing necessary to commence construction of the Project, and we may be unable to raise the necessary funds.
- Funding under the U.S. EXIM letter of interest is subject to an application and diligence process, and the amount and timing of such funding, if any, is uncertain and subject to conditions outside the Company’s control.
- A strategic transaction, whether or not consummated, could have an adverse effect on our business, results of operations and financial conditions.
- Our funding under the TIA is subject to certain conditions, limitations and ongoing obligations. If we fail to satisfy these conditions, we may be unable to obtain all of the funding allocated to Perpetua Resources or may be required to disgorge such funds.
- We require various permits to commence construction and operation of the Project and any future operations, and delays or a failure to obtain such permits, or a failure to comply with the terms of any such permits that we have obtained, could have a material adverse impact on us.
- We have no history of commercially producing precious metals from our mineral properties and there can be no assurance that we will successfully establish mining operations or profitably produce precious metals.
- Perpetua Resources’ future exploration and development efforts may be unsuccessful.
- Perpetua Resources’ mineral resource and mineral reserve estimates may not be indicative of the actual gold or other minerals that can be mined.
- Perpetua Resources faces numerous uncertainties in estimating economically recoverable mineral reserves and mineral resources, and inaccuracies in estimates could result in lower than expected revenues, higher than expected costs and decreased profitability.
- Perpetua Resources’ title to its mineral properties and its validity may be disputed in the future by others claiming title to all or part of such properties.
- Perpetua Resources has a history of net losses and expects losses to continue for the foreseeable future.
- We have a limited property portfolio.
- Perpetua Resources faces substantial competition within the mining industry from other mineral companies with much greater financial and technical resources and Perpetua Resources may not be able to effectively compete.
- We are subject to extensive environmental laws and regulations, where compliance failure may impact our operations.
- Our operations, including permitting, currently are and in the future may be subject to legal challenges, which could result in adverse impacts to our business and financial condition.
- Our operations are subject to climate change risks.
- Increasing attention to ESG matters and conservation measures may adversely impact our business.
- Perpetua Resources depends on key personnel for critical management decisions and industry contacts but does not maintain key person insurance.
- Perpetua Resources does not have a full staff of technical experts and relies upon outside consultants to provide critical services.
- Certain Perpetua Resources directors and officers also serve as officers and/or directors of other mining companies, which may give rise to conflicts.
- Perpetua Resources’ business involves risks for which Perpetua Resources may not be adequately insured, if it is insured at all.
- A shortage of supplies and equipment, or the inability to obtain such supplies and equipment when needed and at expected prices, could adversely affect Perpetua Resources’ ability to operate its business.
- Resource exploration and development is a high risk, speculative business.
- Mineral exploration and development is subject to numerous industry operating hazards and risks, many of which are beyond Perpetua Resources’ control and any one of which may have an adverse effect on its financial condition and operations.

- Metal prices have fluctuated widely in the past and are expected to continue to do so in the future, which may adversely affect the amount of revenues derived from the future commercial production.
- Rising metal prices encourage mining exploration, development, and construction activity, which in the past has increased demand for and cost of contract mining services and equipment.
- Global financial markets can have a profound impact on the global economy in general and on the mining industry in particular.
- Our business could be negatively impacted by inflationary pressures, which may increase our operating costs and decrease our access to capital required to operate our business.
- Changes in U.S. administrative policy, including the imposition of or increases in tariffs on steel and/or other raw materials, changes to existing trade agreements and any resulting changes in international trade relations, may have an adverse effect on us.
- The requirements of being a public company in the United States and Canada and maintaining a dual listing on both Nasdaq and the TSX, including compliance with the reporting requirements of the Exchange Act, the requirements of the Sarbanes-Oxley Act of 2002 (“Sarbanes-Oxley”) and applicable securities laws of Canada, may strain our resources, increase our costs, and require significant management time and resources.
- For as long as we are an “emerging growth company,” or a “smaller reporting company” we will not be required to comply with certain reporting requirements that apply to some other public companies, and such reduced disclosures requirement may make our Common Shares less attractive.
- Provisions in the Company’s corporate charter documents and Canadian law could make an acquisition of the Company, which may be beneficial to its shareholders, more difficult and may prevent attempts by the shareholders to replace or remove the Company’s current management and/or limit the market price of the Common Shares.
- Because we are a corporation incorporated in British Columbia and some of our directors and officers may reside, now or in the future, in Canada, it may be difficult for investors in the United States to enforce civil liabilities against us based solely upon the federal securities laws of the United States. Similarly, it may be difficult for Canadian investors to enforce civil liabilities against our directors and officers that reside outside of Canada.
- Perpetua Resources has no history of paying dividends, does not expect to pay dividends in the immediate future and may never pay dividends.
- Perpetua Resources will need to raise additional capital through the sale of its securities or other interests, resulting in potential for significant dilution to the existing shareholders and, if such funding is not available, Perpetua Resources’ operations would be adversely affected.
- Future sales of Perpetua Resources’ common shares into the public market by holders of Perpetua Resources options and warrants may lower the market price, which may result in losses to Perpetua Resources’ shareholders.
- Our largest shareholder has significant influence on us and may also affect the market price and liquidity of our securities.
- In the future, we may be subject to legal proceedings.
- We are subject to taxation both in Canada and the United States, and shareholders may be subject to Canadian and U.S. withholding and certain other taxes.
- We are required to develop and maintain proper and effective internal controls over financial reporting. We may not complete our analysis of our internal controls over financial reporting in a timely manner, or these internal controls may not be determined to be effective, which may adversely affect investor confidence in us and, as a result, the value of our common stock.
- If securities or industry analysts do not continue to publish research or reports about our business, or if they issue an adverse or misleading opinion regarding our stock, our stock price and trading volume could decline.
- System security vulnerabilities, data breaches, and cyber-attacks could compromise proprietary or otherwise sensitive information or disrupt operations, which could adversely affect Perpetua Resources’ business, reputation, operations, and stock price.

## **Risk Factor Discussion**

### **Risks Related to Our Business**

***Our ability to continue the exploration, permitting, development, and construction of the Project, and to continue as a going concern, will depend in part on our ability to obtain suitable financing.***

We have limited financial resources. We will need external financing to develop and construct the Project and to complete the permitting process. The Company’s latest liquidity forecast indicates that available cash resources for expenses not eligible for reimbursement under the TIA (as defined below) are expected to be exhausted in the third quarter of 2025. We expect to incur other costs in the foreseeable future that are not eligible for reimbursement under the TIA and may incur

unanticipated increases to costs as a result of inflation, fuel or labor costs or other factors. Furthermore, only approximately \$10 million remained available for reimbursement under the TIA as of December 31, 2024, and costs must be incurred on or before June 16, 2025 to be eligible for reimbursement. Once such funding is exhausted or has expired, the Company will need to seek new funding sources for expenses currently reimbursed through the TIA. The Company continues to explore various funding opportunities, which may include the issuance of additional equity, new debt, or project specific debt; government funding; and/or other financing or strategic opportunities. In particular, the Company has engaged RBC Capital Markets and Endeavour Financial to assist with the evaluation of potential strategic and financing opportunities and to support the Company's application process in connection with the U.S. EXIM \$1.8 billion Letter of Interest received in April 2024. Any such financing or strategic transaction, or any funding commitment from U.S. EXIM, will be subject to due diligence, the negotiation of funding terms and other conditions, and there can be no assurance of the amount, timing or nature of any such financing or strategic transaction, if any, and any such financing or strategic transaction may not be consummated at all. Additionally, the potential costs of obtaining such financing or any strategic transaction can be significant and may put additional strains on our cash flows. Furthermore, in May 2023 the Company entered into the Sales Agreement (as defined herein) with respect to an ATM Offering (as defined herein); however, only \$6.2 million remained available under the program as of December 31, 2024. Sales under the program are also subject to certain conditions, including market conditions, and there is no assurance that the Company will be able to raise additional funds under the program, at acceptable stock prices or at all. If additional financing is not secured before the third quarter of 2025, the Company would no longer be able to meet its ongoing obligations or advance construction readiness activities.

***We do not currently have sufficient funds or committed financing necessary to commence construction of the Project, and we may be unable to raise the necessary funds.***

We have commenced pre-construction engineering and other preparations with the goal of commencing construction of the Project in 2025. According to the Financial Update, as of December 31, 2024, the total initial capital cost estimate for the Project was approximately \$2,215 million.

We do not currently have sufficient funds or committed financing to commence construction of the Project. Our ability to obtain sufficient funds or committed financing on acceptable terms, or at all, may be impacted by various factors, including, but not limited to, unfavorable market conditions or commodity pricing; unfavorable interest rates; regulatory uncertainty; the incurrence of additional debt, which may be subject to certain restrictive covenants; restrictions on our use of government funding and permitting delays or challenges to our existing permits. The cost and terms of such financing, if obtained, may significantly reduce the expected benefits from development of the Project and/or render such development uneconomic, including by imposing restrictive covenants; limiting our ability to control certain property or development decisions as a result of our entry into joint ventures or other similar arrangements; the loss of certain economic benefits of our property as a result of our entry into royalty or similar agreements; or dilution to existing shareholders resulting from additional equity financing.

Our failure to obtain sufficient financing could result in the delay or indefinite postponement of exploration, permitting, development, construction, or production at the Project. There can be no assurance that additional capital or other types of financing will be available when needed or that, if available, the terms of such financing will be favorable. Our failure to obtain financing could have a material adverse effect on our growth strategy and results of operations and financial condition.

***Funding under the U.S. EXIM letter of interest is subject to an application and diligence process, and the amount and timing of such funding, if any, is uncertain and subject to conditions outside the Company's control.***

On April 8, 2024, the Company announced that it received a non-binding and conditional Letter of Interest from the Export-Import Bank of the United States ("U.S. EXIM") for potential debt financing of up to \$1.8 billion through U.S. EXIM's "Make More in America" and "China and Transformational Exports Program" initiatives. The Company expects to submit a formal application to U.S. EXIM in the second quarter of 2025. Upon receipt of an application for financing, U.S. EXIM will conduct the due diligence necessary to determine if a final commitment may be issued. Any final commitment will be dependent on meeting U.S. EXIM's underwriting criteria, authorization process, finalization and satisfaction of terms and conditions. All final commitments must comply with U.S. EXIM policies as well as program, legal and eligibility requirements.

There can be no assurance that the Company will be able to successfully satisfy any or all of such conditions. In particular, one condition of funding is that the Company raise a certain amount of equity financing. The Company may be unable to raise such additional financing on acceptable terms, or at all. If such condition is satisfied through an issuance of common shares, shareholders may experience significant dilution (see *Item 1A. Risk Factors – Perpetua Resources will need to raise additional capital through the sale of its securities or other interests, resulting in potential for significant dilution to the existing shareholders and, if such funding is not available, Perpetua Resources' operations would be adversely affected.*).



The application process is controlled by U.S. EXIM and is subject to the procedures, priorities and staffing of the agency. As a result, the Company's application may not be reviewed or processed on the Company's preferred or expected timeline, and funds may not be available when needed to commence construction. Furthermore, U.S. EXIM funding is subject to the priorities of the federal government, which may result in changes to the amount, timing or conditions of funding. Even if approved, the terms of any U.S. EXIM funding may not be on acceptable terms or may be subject to conditions that the Company is unable to satisfy. If the Company is unable to secure U.S. EXIM financing, it may be unsuccessful in obtaining other project financing when needed or enter into strategic transactions on acceptable terms, or at all.

***A strategic transaction, whether or not consummated, could have an adverse effect on our business, results of operations and financial conditions.***

In 2024, the Company engaged RBC Capital Markets and Endeavour Financial to assist with the evaluation of potential strategic and financing opportunities and to support the Company's application process in connection with the U.S. EXIM \$1.8 billion Letter of Interest received in April 2024. The pursuit of such strategic transactions involve significant risks to the Company's operations and financial results, whether or not such transaction is ultimately consummated. Such risks could include:

- Diversion of management's attention away from our business;
- Significant transaction costs, which may or may not be recovered in the future and which may be incurred even if such strategic transaction fails to close or is otherwise unsuccessful;
- Dilution of our equity interests or a decrease in the value of our common shares;
- Failure to complete such strategic transaction on expected timeframes, or at all;
- A change in control or a shareholder's acquisition of a controlling stake in our business, which could trigger certain rights and remedies available to our contractual counterparties;
- Restrictions on our ability to raise additional capital, incur indebtedness or control decisions regarding our operations and management;
- Loss of key management personnel or employees, or the deterioration of our relationships with our employees;
- Disruption to our relationships with contract counterparties, community members, regulators and other stakeholders;
- Negative publicity or harm to our reputation;
- Legal proceedings and substantial costs associated with litigation; and
- Failure to realize expected benefits of any such transaction.

The negotiation and consummation of any such financing or strategic transaction will require significant expenditures of time, attention and funds. Additionally, we may not control decisions made pursuant to agreements relating to strategic transactions, including joint ventures, to the extent we do not have a controlling interest in the venture or are not an operator under such agreements. The other parties to these arrangements may have economic, business, or legal interests or goals that are inconsistent with the Company's and, therefore, decisions may be made that the Company does not believe are in its best interest. Moreover, parties to such agreements or ventures may be unable to meet their economic or other obligations, and the Company may be required to fulfill those obligations alone. In either case, the value of the investment and the Company's business and financial condition may be adversely affected.

Achievement of the benefits expected from financing or strategic transactions may require us to incur significant costs and could have a material adverse effect on our business, operating results, financial condition and the price of our common shares. In addition, the negotiation and consummation of any such transaction may require significant attention from our management team, which may detract attention from our day-to-day operations. Any one or more of these factors or other risks could cause us not to realize the anticipated benefits of a financing or strategic transaction and could have a material adverse effect on our financial condition.

***Our funding under the TIA is subject to certain conditions, limitations and ongoing obligations. If we fail to satisfy these conditions, we may be unable to obtain all of the funding allocated to Perpetua Resources or may be required to disgorge such funds.***

In December 2022, Perpetua Resources was awarded an undefinitized Technology Investment Agreement ("TIA") of up to \$24.8 million under Title III of the DPA. On July 25, 2023, the TIA was definitized with the United States Department of Defense (the "DOD"), establishing the full, not-to-exceed amount of \$24.8 million. The TIA contains customary terms and conditions for technology investment agreements, including ongoing reporting obligations. If we fail to satisfy these conditions, we will be unable to obtain remaining funds available under the TIA and, under certain circumstances, could be required to disgorge funds already paid. On May 2, 2024, the TIA was modified with an additional \$34.4 million in funding, bringing the total amount of the TIA to \$59.2 million.

Under the TIA, Perpetua Resources may request reimbursement for certain costs incurred through June 16, 2025 related to environmental baseline data monitoring, environmental and technical studies and other activities related to advancing Perpetua's construction readiness and permitting process for the Stibnite Gold Project, which includes reimbursement of

employee wages for activities included in the scope of the TIA. The funds may be used only for the purposes specified in the TIA and are not available to the Corporation for general corporate purposes other than those specified. Furthermore, the TIA contains limitations on the Corporation's ability to share or sell certain assets, interests or technology to foreign counterparties, which may limit the Corporation's ability to raise funding from foreign sources or capitalize on business opportunities with foreign companies.

***We require various permits to commence construction and operation of the Project and any future operations, and delays or a failure to obtain such permits, or a failure to comply with the terms of any such permits that we have obtained, could have a material adverse impact on us.***

Our current and anticipated future operations, including further exploration and development activities and commencement of construction and operations on the Project, require permits from various United States federal, state, and local governmental authorities. There can be no assurance that all permits that we require for the construction of mining facilities and to conduct mining operations will be obtainable on reasonable terms, or at all. Furthermore, permitting requirements can be costly to comply with and involve extended timelines. Permitting delays, failure to obtain such permits, or a failure to comply with the terms of any such permits that we have obtained or successful legal challenges to the issuance of permits we have obtained, could have a material adverse impact on us.

The duration and success of efforts to obtain and renew permits are contingent upon many variables not within our control. Shortage of qualified and experienced personnel in the various levels of government could result in delays or inefficiencies. Backlog within the permitting agencies could affect the permitting timeline of the various projects. Other factors that could affect the permitting timeline include (i) the number of other large-scale projects currently in a more advanced stage of development which could slow down the review process and (ii) significant public response regarding the Project or any future projects the Corporation undertakes. Additionally, to the extent that we are granted necessary permits, we may be subject to a number of Project requirements or conditions including the installation or undertaking of programs to safeguard protected species and their habitat, sites, or otherwise limit the impacts of our operations. Previously obtained permits may be suspended or revoked for a variety of reasons. While we strive to obtain and comply with all necessary permits and approvals, any failure to do so may have negative impacts upon our business or financial condition, such as increased delays, curtailment of our operations, increased costs, implementation of mitigation or remediation requirements, the potential for litigation or regulatory action, and damage to our reputation.

***We have no history of commercially producing precious metals from our mineral properties and there can be no assurance that we will successfully establish mining operations or profitably produce precious metals.***

The Project is not in production or currently under construction, and we have no ongoing mining operations or revenue from mining operations. Mineral exploration and development has a high degree of risk and few properties that are explored are ultimately developed into producing mines. The future development of the Project will require obtaining federal and state permits and financing and the construction and operation of mines, processing plants and related infrastructure. As a result, we are subject to all of the risks associated with establishing new mining operations and business enterprises, including, among others:

- The need to obtain remaining environmental and other governmental approvals and permits, and the timing and conditions of those approvals and permits, and challenges to the issuance of such approvals and permits;
- The potential that future exploration and development of mineral claims on or near the Project site may be impacted by litigation and/or consent decrees entered into by previous owners of mineral rights;
- The availability and cost of funds necessary to finance construction and development activities;
- The timing and cost, which can be considerable, of the construction of mining and processing facilities, as well as other related infrastructure;
- Potential opposition from Native American tribes, non-governmental organizations, environmental groups or local groups, which may delay or prevent permitting, development and construction activities;
- Potential increases in construction and operating costs due to changes in the cost of labor, fuel, power, materials and supplies, services, and foreign exchange rates;
- The availability and cost of skilled labor and mining equipment; and
- The availability and cost of appropriate smelting and/or refining arrangements.

The costs, timing and complexities of mine construction and development are increased by the remote location of the Project, with additional challenges related thereto, including access, water and power supply, and other support infrastructure. The lack of availability of such infrastructure on acceptable terms or the delay in the availability of any one or more of these items could prevent or delay development of the Project. Cost estimates may increase significantly as more detailed engineering work and studies are completed. New mining operations commonly experience unexpected costs, problems and delays during development, construction, and mine start-up. In addition, delays in the commencement of mineral production often occur. Furthermore, a significant drop in commodity prices over a sustained period of time could render the Project not economically

viable or limit our ability to maintain operations. Accordingly, there are no assurances that our activities will result in profitable mining operations, that we will successfully establish mining operations, or that we will profitably produce precious metals at the Project.

In addition, there is no assurance that our mineral exploration activities will result in any discoveries of new ore bodies. If further mineralization is discovered, there is also no assurance that the commercial production of the mineralized material would be economical. Discovery of mineral deposits is dependent upon a number of factors and significantly influenced by the technical skill of the exploration personnel involved. The commercial viability of a mineral deposit is also dependent upon a number of factors which are beyond our control, including the attributes of the deposit, commodity prices, government policies and regulation, and environmental protection requirements.

***Perpetua Resources' future exploration and development efforts may be unsuccessful.***

Mineral resource exploration and, if warranted, development, is a speculative business, characterized by a number of significant risks, including, among other things, unprofitable efforts resulting not only from the failure to discover mineral deposits but also from finding mineral deposits, which, though present, are insufficient in volume and/or grade to return a profit from production. There is no certainty that the expenditures that have been made and may be made in the future by the Corporation related to the exploration of its properties will result in discoveries of mineralized material in commercially viable quantities.

Most exploration projects do not result in the discovery of commercially viable mineral deposits and no assurance can be given that any particular level of recovery or Mineral Reserves will in fact be realized, or that any identified mineral deposit will ever qualify as a commercially viable deposit which can be legally and economically exploited.

***Perpetua Resources' mineral resource and mineral reserve estimates may not be indicative of the actual gold or other minerals that can be mined.***

Assay results from core drilling or reverse circulation drilling can be subject to errors at the laboratory analyzing the drill samples. In addition, reverse circulation or core drilling may lead to samples which may not be representative of the gold, antimony or other metals in the entire deposit. Mineral resource and mineral reserve estimates are based on interpretation of available facts and extrapolation or interpolation of data and may not be representative of the actual deposit. In the context of mineral exploration and future development, there is inherent variability between duplicate samples taken adjacent to each other and between sampling points that cannot be reasonably eliminated. There may also be unknown geologic details that have not been identified or correctly appreciated at the current level of delineation in these types of investigations. This results in uncertainties that cannot be reasonably eliminated from the estimation process. Some of the resulting variances can have a positive effect and others can have a negative effect on mining and processing operations. The calculations of amounts of mineralized material within Mineral Resources and Mineral Reserves are estimates only. Actual recoveries of gold, antimony and other potential by-products from Mineral Resources and Mineral Reserves may be lower than those indicated by test work. Any material change in the quantity of mineralization, grade, tonnage or stripping ratio, or the price of gold, antimony and other potential by-products, may affect the economic viability of a mineral property. In addition, there can be no assurance that the recoveries of gold, antimony and other potential by-products in small-scale laboratory tests will be duplicated in larger scale pilot plant tests under on-site conditions or during production. Notwithstanding the results of any metallurgical testing or pilot plant tests for metallurgy and other factors, there remains the possibility that the ore may not react in commercial production in the same manner as it did in testing.

Mining and metallurgy are an inexact science and, accordingly, there always remains an element of risk that a mine may not prove to be commercially viable. Until a deposit is actually mined and processed, the quantity of Mineral Reserves, Mineral Resources and grades must be considered as estimates only. In addition, the determination and valuation of Mineral Reserves and Mineral Resources is based on, among other things, assumed metal prices. Market fluctuations and metal prices may render the development or extraction of Mineral Resources and Mineral Reserves uneconomic. Any material change in quantity of Mineral Reserves, Mineral Resources, grade, tonnage, percent extraction of those mineral reserves recoverable by underground mining techniques or stripping ratio for those Mineral Reserves recoverable by open pit mining techniques may affect the economic viability of a mining project, including the Project and any future operations in which the Corporation has a direct or indirect interest. Any or all of these factors may lead to mineral resource and/or mineral reserve estimates being overstated, the mineable gold that can be received from the Project being less than the mineral resource and mineral reserve estimates, and the Project not being a viable project.

If the Corporation's mineral resource and mineral reserve estimates for the Project are not indicative of actual grades of gold, antimony and other potential by-products, Perpetua Resources will have to continue to explore for a viable deposit or cease operations.

***Perpetua Resources faces numerous uncertainties in estimating economically recoverable mineral reserves and mineral resources, and inaccuracies in estimates could result in lower than expected revenues, higher than expected costs and decreased profitability.***

Information concerning our mining properties in *Item 2, Properties* has been prepared in accordance with the requirements of Regulation S-K subpart 1300. A mineral is economically recoverable when the price at which it can be sold exceeds the costs and expenses of mining, processing and selling the mineral. Mineral reserve and mineral resource estimates of the gold, silver and antimony in our mining properties are based on many factors, including engineering, economic and geological data assembled and analyzed by internal staff and third parties, which includes various engineers and geologists, the area and volume covered by mining rights, assumptions regarding extraction rates and duration of mining operations, and the quality of in-place mineral reserves and mineral resources. The mineral reserve and mineral resource estimates as to both quantity and quality are updated from time to time to reflect, among other matters, new data received.

There are numerous uncertainties inherent in estimating quantities and qualities of minerals and costs to mine recoverable mineral reserves and mineral resources, including many factors beyond the Company's control. Estimates of mineral reserves and mineral resources necessarily depend upon a number of variable factors and assumptions, any one of which may, if incorrect, result in an estimate that varies considerably from actual results. These factors and assumptions include, among others:

- Geologic and mining conditions, including the Company's ability to access certain mineral deposits as a result of the nature of the geologic formations of the deposits or other factors, which may not be fully identified by available exploration data;
- Demand for the Company's minerals;
- Commodity prices and global market conditions, including as a result of tariffs, embargoes, conflicts or other geopolitical events;
- Contractual arrangements, operating costs and capital expenditures;
- Development and reclamation costs;
- Mining technology and processing improvements;
- The effects of regulation by governmental entities or agencies and adverse judicial decisions;
- The ability to obtain, maintain and renew all required permits;
- Employee health and safety; and
- The Company's ability to convert all or any part of mineral resources to economically extractable mineral reserves.

As a result, actual tonnage recovered from identified mining properties and estimated revenues, expenditures and cash flows with respect to mineral reserves and mineral resources may vary materially from estimates. Thus, these estimates may not accurately reflect the Corporation's actual mineral reserves and mineral resources. Any material inaccuracy in estimates related to the Corporation's mineral reserves or mineral resources could result in lower than expected revenues, higher than expected costs or decreased profitability and changes in future cash flow, which could materially and adversely affect the Corporation's business, results of operations, financial position and cash flows. Additionally, reserve and resource estimates may be adversely affected in the future by interpretations of, or changes to, the SEC's property disclosure requirements for mining companies.

***Perpetua Resources' title to its mineral properties and its validity may be disputed in the future by others claiming title to all or part of such properties.***

The validity of mining rights may, in certain cases, be uncertain and subject to being contested. The Company's mining rights, claims and other land titles, particularly title to undeveloped properties, may be defective and open to being challenged by governmental authorities, local communities, and other third parties.

Perpetua Resources' properties consist of various mining concessions in the United States that provide both mineral and surface rights. Under U.S. law, the concessions may be subject to prior unregistered agreements or transfers, which may affect the validity of the Company's ownership of such concessions. For example, the Company does not hold surface rights on portions of six of the patented mill sites within the boundaries of the Project site. The Company has engaged in discussions with the owner of the property to acquire those lands and holds a right of first refusal with predefined terms, but there is no certainty that a transaction will be finalized. A claim by a third party asserting prior unregistered agreements or transfers on any of Perpetua Resources' mineral properties, especially where commercially viable Mineral Reserves have been located, could adversely result in Perpetua Resources losing commercially viable Mineral Reserves. Even if a claim is unsuccessful, it may potentially affect Perpetua Resources' current activities due to the high costs of defending against such claims and its impact on senior management's time. If the Company loses a commercially viable Mineral Reserve, such a loss could lower Perpetua Resources' revenues or cause it to cease operations if this Mineral Reserve represented all or a significant portion of Perpetua Resources' operations at the time of the loss.

Certain of Perpetua Resources' properties may be subject to the rights or the asserted rights of various community stakeholders, including federally-recognized Indian tribes. The presence of community stakeholders may also impact the Company's ability to explore, develop or, in potentially the future, operate its mining properties. In certain circumstances, consultation with such stakeholders may be required and the outcome may affect the Company's ability to explore, develop or operate its mining properties.

Certain of the Company's mineral rights consist of unpatented mining claims. Unpatented mining claims present unique title risks due to the potential requirements for validity under United States law and the opportunities for third-party challenge. In the lawsuit filed in February 2025 in the U.S. District Court for the District of Idaho challenging the validity of the USFS FEIS and ROD for the Project, the plaintiffs have alleged that certain of the unpatented mining claims held by Perpetua Resources are not valid under U.S. law for certain proposed uses approved in the ROD. While the Company believes that USFS has properly determined that Perpetua Resources' unpatented mining claims included within the proposed Project are valid under U.S. law, there can be no assurance the Company will successfully defend against this challenge.

***Perpetua Resources has a history of net losses and expects losses to continue for the foreseeable future.***

We have a history of net losses and we expect to incur net losses for the foreseeable future. The Project has not advanced to the commercial production stage and we have no history of earnings or cash flow from operations. We expect to continue to incur net losses unless and until such time as the Project commences commercial production and generates sufficient revenues to fund continuing operations. The development of our mineral properties to achieve production will require the commitment of substantial financial resources. The amount and timing of expenditures will depend on a number of factors, including the progress of ongoing exploration and development, the results of consultants' analyses and recommendations, the rate at which operating losses are incurred, the process of obtaining required government permits and approvals, responding to opposition to the Project, including potential litigation, the availability and cost of financing, the participation of our partners, and the execution of any sale or joint venture agreements with strategic partners. These factors, and others, are beyond our control. There is no assurance that we will be profitable in the future.

***We have a limited property portfolio.***

At present, our only material mineral properties are interests that we hold through our subsidiary in the Project. Unless we acquire or develop additional mineral properties, we will be solely dependent upon these properties. If no additional mineral properties are acquired by us, any adverse development affecting our operations and further development of the mineral properties within the Project may have a material adverse effect on our financial condition and results of operations.

***Perpetua Resources faces substantial competition within the mining industry from other mineral companies with much greater financial and technical resources and Perpetua Resources may not be able to effectively compete.***

The mineral resource industry is intensely competitive in all of its phases, and Perpetua Resources competes with many companies possessing much greater financial and technical research resources for the acquisition of mineral claims, leases and other mineral interests, as well as for the recruitment and retention of qualified employees and other personnel. Competition is particularly intense with respect to the acquisition of desirable undeveloped gold and critical mineral properties. The principal competitive factors in the acquisition of such undeveloped properties include the staff and data necessary to identify, investigate and purchase such properties, and the financial resources necessary to acquire and develop such properties. Competition could adversely affect the Corporation's ability to advance the Project or to acquire suitable prospects for exploration in the future on terms it considers acceptable. The Corporation's competitive strength is due, in part, to having the only antimony reserves in the United States. If additional accessible sources of antimony become available or demand is reduced, the Corporation's ability to access funding or government support may be affected. Increased competition could adversely affect the Corporation's ability to attract necessary capital funding or acquire an interest in additional properties.

***We are subject to extensive environmental laws and regulations, where compliance failure may impact our operations.***

Our mining, exploration, and development operations are subject to extensive environmental, health, and safety laws and regulations in the jurisdictions in which we operate and include those relating to the discharge and remediation of materials in the environment, waste management, and natural resource protection and preservation. Numerous governmental authorities, such as the U.S. EPA and analogous state agencies, have the authority to enforce compliance with these laws and regulations and the permits issued thereunder, oftentimes requiring difficult and costly response actions. Certain environmental laws, such as CERCLA, can impose strict, joint and several liability for costs required to remediate and restore sites where hazardous substances have been stored or released, including sites subject to legacy contamination. We may be required to remediate contaminated properties currently owned and operated by us regardless of whether such contamination resulted from our actions or from the conduct of others. Additionally, claims for damages to persons or property, including damages to natural resources, may result from the environmental, health, and safety impacts of our operations.

We may incur substantial costs to maintain compliance with environmental, health, and safety laws and regulations and such costs could increase if existing laws and regulations are revised or reinterpreted or if new laws or regulations applicable

to our operations are enacted. Failure to comply with these environmental, health, and safety laws and regulations may result in the imposition of restrictions on our operations, administrative civil or criminal liabilities, injunctions, third-party property damage or personal injury claims, investigatory cleanup or other remedial obligations, or other adverse effects on our business, financial condition, or operations. Current and future legislative, regulatory, and judicial action could result in changes to operating permits, material changes in operations, and increased capital and operating expenditures, among others.

Our operations are also subject to extensive laws and regulations governing worker health and safety and require us to ensure our employees receive adequate training and guidance to follow applicable environmental, health, and safety policies, procedures, and programs. Failure to comply with applicable legal requirements may cause us to incur significant legal liability, penalties, or fines, result in reputational damage, and negatively impact our employee retention. Our mines will be inspected on a regular basis by government regulators who may issue orders and citations if they believe a violation of applicable mining health and safety laws has occurred. In such cases, we may be subject to fines, penalties, or sanctions, and our operations may be temporarily shut down. Additionally, future changes in applicable laws and regulations, including more rigorous enforcement, could have an adverse impact on operations and result in increased material expenditures to achieve compliance.

***Our operations, including permitting, currently are and in the future may be subject to legal challenges, which could result in adverse impacts to our business and financial condition.***

Our mining, exploration, and development operations, and the permits required for such activities, may be subject to legal challenges at the international, federal, state, and local level by various parties. Such legal challenges may allege non-compliance with laws and regulations or may seek to invalidate permits or regulatory actions regarding the Project or future projects undertaken by the Corporation. For example, in August 2019, the Nez Perce Tribe filed a complaint in the U.S. District Court for the District of Idaho seeking to hold the Company responsible for alleged violations of the CWA through declaratory and injunctive relief. Following the execution of the voluntary ASAOC with the U.S. EPA and the United States Department of Agriculture, the Corporation and the Nez Perce Tribe agreed to stay the CWA litigation and explore alternative dispute resolution through court-ordered mediation. The mediation effort was successful, and the Company and the Nez Perce Tribe filed the Settlement Agreement and Stipulation for Dismissal with the U.S. District Court on August 8, 2023 and the case was dismissed without prejudice on October 2, 2023. Under the settlement, a dismissal with prejudice may occur after completion of our required payments. Once we have satisfied our payment obligations under the settlement, the Company anticipates that the parties will submit a stipulation of dismissal with prejudice to the court.

Additionally, following the USFS' publication of the ROD and FEIS Errata authorizing the mine plan for the Project, subject to various requirements, claims were filed in the U.S. District Court for the District of Idaho against the USFS and other federal agencies on February 18, 2025 by a number of claimants, including Save the South Fork Salmon and the Idaho Conservation League, alleging violations of NEPA and other federal laws in the regulatory process. Among other remedies, the claimants seek to vacate the ROD, FEIS Errata, Final Biological Opinions and Project approvals and enjoin any further implementation of the Project. PRII has filed a motion with the court to intervene in this lawsuit. While the Company believes the federal regulatory process was conducted thoroughly and completely by the relevant federal regulatory agencies, there can be no assurance that the ROD, FEIS, and other Project approvals will be upheld upon judicial review.

Legal challenges such as those described above and elsewhere in this Annual Report may result in adverse impacts to our planned operations such as increased defense costs (to the extent we are a party to such challenges), the performance of additional mitigation and remedial activities, or significant delays to our Project. We may also be subject to more localized opposition, including efforts by environmental groups, which could attract negative publicity or have an adverse impact on our reputation.

Additionally, our Project is located in a mining district with significant impacts from legacy mining operations prior to our acquisition of and legal interests in certain properties. Pursuant to CERCLA and other statutes, we may be subject to liability and remediation responsibilities with respect to these sites under applicable law, consent decrees or similar agreements.

***Our operations are subject to climate change risks.***

Climate change may result in various and presently unknown physical risks, such as the increased frequency or intensity of extreme weather events or changes in meteorological and hydrological patterns that could adversely impact our business. Such physical risks may result in damage to our facilities causing our operations to temporarily slow down or come to a stop. Moreover, the physical risks associated with climate change could have financial implications for our business, such as increased capital or operating costs, and additional expenditures to maintain or increase the resiliency of our facilities and implement contingency measures.

***Increasing attention to ESG matters and conservation measures may adversely impact our business.***

Increasing attention to, and societal expectations on companies to address, climate change and other environmental and social impacts, investor, regulatory and societal expectations regarding voluntary and mandatory ESG-related disclosures

may result in increased costs, reduced profits, increased investigations and litigation, negative impacts on our stock price and reduced access to capital.

Moreover, while we may create and publish voluntary disclosures regarding ESG matters from time to time, certain statements in those voluntary disclosures may be based on hypothetical expectations and assumptions that may or may not be representative of current or actual risks or events or forecasts of expected risks or events, including the costs associated therewith. Mandatory ESG-related disclosure is also emerging as an area where we may be, or may become, subject to required disclosures in certain jurisdictions, and any such mandatory disclosures may similarly necessitate the use of hypothetical, projected or estimated data, some of which is not controlled by us and is inherently subject to imprecision. Disclosures reliant upon such expectations and assumptions are necessarily uncertain and may be prone to error or subject to misinterpretation given the long timelines involved and the lack of an established single approach to identifying, measuring and reporting on many ESG matters. Additionally, while we may announce various voluntary ESG targets in the future, due to our status as a development stage company, such targets are aspirational. Also, we may not be able to meet such targets in the manner or on such a timeline as initially contemplated and we cannot guarantee that such targets will improve our ESG profile, including, but not limited to, as a result of unforeseen costs or technical difficulties associated with achieving such results. Further, despite any voluntary actions, we may receive pressure from certain investors, lenders, employees or other groups to adopt more aggressive ESG-related targets or policies, but we cannot guarantee that we will be able to implement such targets because of potential costs or technical or operational obstacles. Furthermore, we could be criticized by various anti-ESG stakeholders for the scope of our ESG-related goals or policies, our strategic choices regarding ESG matters as they may impact our operations now or in the future, or for any revisions to the same, as well as initiatives we may pursue or any public statements we may make. We could be subjected to negative responses by governmental actors (such as anti-ESG legislation or retaliatory legislative or administrative treatment) or consumers (such as boycotts or negative publicity campaigns), which could adversely affect our reputation, business, financial performance, market access and growth.

Some capital markets participants are increasingly using certain components of ESG as a factor in their assessments, which could impact our cost of capital or access to financing. There has also been an acceleration in investor demand for ESG investing opportunities, and many institutional investors have committed to increasing the percentage of their portfolios that are allocated towards ESG-focused investments. As a result, there has been a proliferation of ESG-focused investment funds and market participants seeking ESG-oriented investment products. There has also been an increase in third-party providers of company ESG ratings and rankings, and an increase in ESG-focused voting policies among proxy advisory firms, portfolio managers, and institutional investors. For example, organizations that provide information to investors on corporate governance and related matters have developed ratings processes for evaluating companies on their approach to ESG matters. Currently, there are no universal standards for such ratings, rankings and voting policies, they often differ based on the provider and the data they prioritize and they are continually changing. However, such ratings, rankings and voting policies may be used by some investors to inform their investment and voting decisions. Additionally, certain investors may use these ratings or rankings to benchmark companies against their peers, and if a company is perceived as lagging, these investors may engage with companies to require improved ESG disclosure or performance. Moreover, certain members of the broader investment community may consider a company's sustainability score rating or ranking as a reputational or other factor in making an investment decision. Consequently, unfavorable ESG ratings could lead to increased negative investor sentiment toward us and could impact our stock price and access to and costs of capital. Additionally, to the extent ESG matters negatively impact our reputation, we may not be able to compete as effectively to recruit or retain employees, which may adversely impact our business. Furthermore, there has recently been backlash from certain governments and investors against ESG funds and investment practices that has resulted in increased scrutiny and withdrawals from such funds. Such backlash has also resulted in "anti-ESG" focused activism and investment funds, which may result in additional strains on our resources. If we are unable to meet the often conflicting ESG standards or investment, lending, ratings, or voting criteria and policies set by these parties, we may lose investors, investors may allocate a portion of their capital away from us, we may face increased ESG- or anti-ESG-focused activism, our cost of capital may increase, and our reputation may also be negatively affected.

Our reputation, as well as our stakeholder relationships, could be adversely impacted as a result of, among other things, any failure to meet our ESG plans or targets or stakeholder perceptions of statements made by us, our employees and executives, agents, or other third parties or public pressure from investors or policy groups to change our policies. Furthermore, public statements with respect to ESG matters—for example, emission reduction goals, other environmental targets, or other commitments addressing certain social issues—are becoming increasingly subject to heightened scrutiny from public and governmental authorities related to the risk of potential "greenwashing," i.e., misleading information or false claims overstating potential ESG benefits. We may face increased litigation risk from private parties and governmental authorities related to our ESG efforts, including the perception that we are doing too much or too little on ESG issues. Additionally, any alleged claims of greenwashing against us or others in our industry could lead to negative sentiment and the diversion of investment. To the extent that we are unable to respond timely and appropriately to any negative publicity, our reputation could be harmed. Damage to our overall reputation could have a negative impact on our financial results and require additional resources to rebuild our reputation.

***Perpetua Resources depends on key personnel for critical management decisions and industry contacts but does not maintain key person insurance.***

Perpetua Resources is dependent on a relatively small number of key personnel, the loss of any of whom could have an adverse effect on the operations of Perpetua Resources. The Corporation's success is dependent to a great degree on its ability to attract and retain highly qualified management personnel. The loss of any such key personnel, through incapacity or otherwise, would require Perpetua Resources to seek and retain other qualified personnel and could compromise the pace and success of its exploration and permitting activities. Perpetua Resources does not maintain key person insurance in the event of a loss of any such key personnel.

***Perpetua Resources does not have a full staff of technical experts and relies upon outside consultants to provide critical services.***

Perpetua Resources has a relatively small staff and depends upon its ability to hire consultants with the appropriate background and expertise. Perpetua Resources' inability to hire the appropriate consultants at the appropriate time could adversely impact Perpetua Resources' ability to advance its exploration and permitting activities. For example, Perpetua Resources will need to hire additional staff and consultants in order to commence construction of the Project. See *Item 1A, Risk Factors - Perpetua Resources faces substantial competition within the mining industry from other mineral companies with much greater financial and technical resources and Perpetua Resources may not be able to effectively compete.*

***Certain Perpetua Resources directors and officers also serve as officers and/or directors of other mining companies, which may give rise to conflicts.***

Certain Perpetua Resources directors and officers are also directors, officers or shareholders of other companies that are similarly engaged in the business of acquiring, developing and exploiting natural resource properties. Such associations may give rise to conflicts of interest from time to time. Directors and officers of the Corporation with conflicts of interest are subject to and are required to follow the procedures set out in applicable corporate and securities legislation, regulations, rules and the Corporation's policies.

***Perpetua Resources' business involves risks for which Perpetua Resources may not be adequately insured, if it is insured at all.***

In the course of exploration and development of, and production from, mineral properties, certain risks, and in particular, unexpected or unusual geological operating conditions including landslides, ground failures, fires, flooding and earthquakes may occur. It is not always possible to fully insure against such risks. Perpetua Resources does not currently have insurance against all such risks and may decide not to take out insurance against all such risks as a result of high premiums or other reasons. Should such liabilities arise, they could reduce or eliminate any future profitability and result in increasing costs and a decline in the value of the securities of Perpetua Resources.

Additionally, the Corporation is not insured against most environmental risks. Insurance against all environmental risks (including potential liability for pollution or other hazards as a result of the disposal of waste products by third parties occurring as part of historic exploration and production) has not been generally available to companies within the industry. The Corporation periodically evaluates the cost and coverage of the insurance that is available against certain environmental risks to determine if it would be appropriate to obtain such insurance. Without such insurance, or with limited amounts of such insurance, and should the Corporation become subject to environmental liabilities, the payment of such liabilities would reduce or eliminate its available funds or could exceed the funds the Corporation has to pay such liabilities and could result in bankruptcy. Should the Corporation be unable to fully fund the remedial cost of an environmental problem, it might be required to enter into costly interim compliance measures pending completion of the required remedy.

***A shortage of supplies and equipment, or the inability to obtain such supplies and equipment when needed and at expected prices, could adversely affect Perpetua Resources' ability to operate its business.***

Perpetua Resources is dependent on various supplies and equipment to carry out its activities. The shortage of such supplies, equipment and parts, or the inability to obtain such supplies and equipment when needed, whether as a result of inflated costs, supply chain disruptions or other reasons, could have a material adverse effect on Perpetua Resources' ability to carry out its activities and therefore have a material adverse effect on the cost of doing business.

## **Risks Related to Our Industry**

***Resource exploration and development is a high risk, speculative business.***

Resource exploration and development is a speculative business, characterized by a high number of failures. Substantial expenditures are required to discover new deposits and to develop the infrastructure, mining and processing facilities at any site chosen for mining. Resource exploration and development also involves a high degree of risk, which even a combination of experience, knowledge and careful evaluation may not be able to adequately mitigate. Few properties that are explored are



ultimately developed into producing mines, and there is no assurance that commercial quantities of ore will be discovered on any of the Company's exploration properties. There is also no assurance that, even if commercial quantities of ore are discovered, a mineral property will be brought into commercial production, or if brought into production, that it will be profitable. The discovery of mineral deposits is dependent upon a number of factors, including the technical skill of the exploration personnel involved. The commercial viability of a mineral deposit is also dependent upon, among a number of other factors, its size, grade, proximity to infrastructure, current metal prices, and government regulations, including regulations relating to required permits, royalties, allowable production, importing and exporting of minerals and environmental protection. The exact effect of these factors cannot be accurately predicted, but any one of these factors, or the combination of any of these factors, may prevent Perpetua Resources from receiving an adequate return on invested capital. In addition, depending on the type of mining operation involved, several years can elapse from the initial phase of drilling until commercial operations are commenced. Some ore reserves may become unprofitable to develop if there are unfavourable long-term market price fluctuations in gold or other metals, or if there are significant increases in operating or capital costs. Most of the above factors are beyond the Company's control, and it is difficult to ensure that the exploration or development programs proposed by Perpetua Resources will result in a profitable commercial mining operation. Please also see, among other things, section *Item 1A, Risk Factors - Perpetua Resources' future exploration and development efforts may be unsuccessful* above.

***Mineral exploration and development is subject to numerous industry operating hazards and risks, many of which are beyond Perpetua Resources' control and any one of which may have an adverse effect on its financial condition and operations.***

The Project, and any future operations in which Perpetua Resources has a direct or indirect interest, will be subject to all the hazards and risks normally incidental to resource companies and mining in general. Environmental hazards, unusual or unexpected geological operating conditions, such as rock bursts, structural cave-ins and landslides, fires, earthquakes and flooding, power outages, labor disruptions, industrial accidents such as explosions, unexpected mining dilution, metallurgical and other processing issues, metal losses and periodic interruptions due to inclement or hazardous weather conditions, and the inability to obtain suitable or adequate machinery, equipment or labor, are some of the industry operating risks involved in the conduct of exploration programs and the operation of mines. If any of these events were to occur, they could cause injury or loss of life, environmental damage, operational delays, cost overruns or other monetary losses and/or severe damage to or destruction of mineral properties, production facilities or other properties. As a result, Perpetua Resources could be the subject of a regulatory investigation, potentially leading to penalties and suspension of operations. In addition, Perpetua Resources may have to make expensive repairs and could be subject to legal liability as an outcome of regulatory enforcement. The occurrence of any of these operating risks and hazards may have an adverse effect on Perpetua Resources' financial condition and operations, and correspondingly on the value and price of Perpetua Resources' common shares.

Perpetua Resources may not be able to obtain insurance to cover these risks at affordable premiums or at all. Insurance against certain environmental risks, including potential liability for pollution or other hazards as a result of operations or other mining activities, is not generally available to Perpetua Resources or to other companies within the mining industry. Perpetua Resources may suffer a materially adverse effect on its business if it incurs losses related to any significant events that are not covered by its insurance policies. Please also see, among other things, the risk factor found under the subheading "Perpetua Resources' business involves risks for which Perpetua Resources may not be adequately insured, if it is insured at all" above.

***Metal prices have fluctuated widely in the past and are expected to continue to do so in the future, which may adversely affect the amount of revenues derived from the future commercial production.***

The commercial feasibility of the Project and Perpetua Resources' ability to arrange funding to conduct its planned exploration projects is dependent on, among other things, the price of gold, silver, antimony and other potential by-products. Depending on the price to be received for any minerals produced, Perpetua Resources may determine that it is impractical to commence or continue commercial production. A reduction in the price of gold, silver, antimony or other potential by-products may prevent the Project from being economically mined or result in the write-off of assets whose value is impaired as a result of low precious metals prices.

Future revenues, if any, are expected to be in large part derived from the future mining and sale of gold, antimony and other potential by-products or interests related thereto. The prices of these commodities fluctuate and are affected by numerous factors beyond Perpetua Resources' control, including, among others:

- Domestic and international economic and political conditions, including tariffs, embargoes and similar actions;
- Central bank purchases and sales;
- Expectations of inflation or deflation;
- International currency exchange rates;
- Interest rates;
- Global or regional consumptive patterns;
- Speculative activities;

- Levels of supply and demand;
- Increased production due to new mine developments;
- Decreased production due to mine closures;
- Improved mining and production methods;
- Availability and costs of metal substitutes;
- Metal stock levels maintained by producers and others; and
- Inventory carrying costs.

The effect of these factors on the price of gold, silver, antimony and other potential by-products cannot be accurately predicted. If the price of gold and other potential by-products decreases, the value of Perpetua Resources' assets would be adversely affected, thereby adversely impacting the value and price of Perpetua Resources' common shares.

While the price of gold has recently been strong, there can be no assurance that gold prices will remain at such levels or be such that the Project, and any future operations in which Perpetua Resources has a direct or indirect interest, will be mined at a profit. Some credible industry experts are predicting that gold will continue to increase in price during 2025 and the next several years. However, other credible industry experts expect that the price of gold has generally peaked and be worth much less per ounce than it is today.

Furthermore, the Corporation's cost estimates for the Project are driven, in part, by current and anticipated elevated pricing of antimony as a by-product credit. If antimony prices fall due to the availability of new sources of antimony or other conditions that result in a sustained drop in the price of antimony, the Company's operating costs could materially increase.

***Rising metal prices encourage mining exploration, development, and construction activity, which in the past has increased demand for and cost of contract mining services and equipment.***

Increases in metal prices tend to encourage increases in mining exploration, development, and construction activities. During past expansions, demand for and the cost of contract exploration, development and construction services and equipment have increased as well. Increased demand for and cost of services and equipment could cause project costs to increase materially, resulting in delays if services or equipment cannot be obtained in a timely manner due to inadequate availability, and increased potential for scheduling difficulties and cost increases due to the need to coordinate the availability of services or equipment, any of which could materially increase project exploration, development, or construction costs, result in project delays, or both. There can be no assurance that increased costs may not adversely affect the exploration and/or development of our mineral properties in the future.

***Global financial markets can have a profound impact on the global economy in general and on the mining industry in particular.***

Many industries, including the precious metal mining industry, are impacted by global market conditions. Some of the key impacts of financial market turmoil can include contraction in credit markets resulting in a widening of credit risk, devaluations and high volatility in global and specifically mining equity markets, commodity, foreign exchange and precious metal markets, and a lack of market liquidity. A slowdown in the financial markets or other economic conditions, including but not limited to, reduced consumer spending, increased unemployment rates, deteriorating business conditions, inflation, deflation, volatile fuel and energy costs, increased consumer debt levels, lack of available credit, lack of future financing, a prolonged recession, the implementation of certain tariffs, changes in interest rates and tax rates may adversely affect the Corporation's growth and profitability potential. Specifically:

- A global credit/liquidity crisis, geopolitical tensions, regulatory uncertainty, or a significant increase in interest rates, could impact the cost and availability of financing and Perpetua Resources' overall liquidity;
- The volatility of gold, antimony and other potential by-product prices may impact Perpetua Resources' future revenues, profits and cash flow;
- Volatile energy prices, commodity and consumables prices and currency exchange rates impact potential production costs;
- The implementation of certain tariffs may cause volatility in pricing and demand for materials needed to conduct exploration, development and construction activities, which could result in cost over-runs and impact our financial condition and results of operations; and
- The devaluation and volatility of global stock markets impacts the valuation of the Corporation's equity securities, which may impact its ability to raise funds through the issuance of equity.

***Our business could be negatively impacted by inflationary pressures, which may increase our operating costs and decrease our access to capital required to operate our business.***

The U.S. inflation rate steadily rose in 2021 and into 2022 before eventually declining modestly throughout 2023 and 2024. A sustained increase in inflation may continue to increase our costs for labor, services, and materials, which, in turn,

could cause our operating costs and capital expenditures to increase materially and may have an adverse effect on our results of operations and financial condition.

Additionally, the Federal Reserve and other central banks have implemented policies in an effort to curb inflationary pressure on the costs of goods and services across the U.S., including the significant increases in prevailing interest rates that occurred during 2022 and 2023 as a result of an increase in the federal funds rate, and the associated macroeconomic impact on slowdown in economic growth could negatively impact our business. While the Federal Reserve reduced benchmark interest rates in late 2024, the continuation of rates at the current level could have the effects of raising the cost of capital and depressing economic growth, either of which—or the combination thereof—could hurt the financial and operating results of our business.

***Changes in U.S. administrative policy, including the imposition of or increases in tariffs on steel and/or other raw materials, changes to existing trade agreements and any resulting changes in international trade relations, may have an adverse effect on us.***

Recently, the Trump Administration announced plans to implement or increase tariffs, and on February 10, 2025 confirmed extension of 25 percent import tariffs on steel globally to go into effect on March 12, 2025. The ultimate impact of this tariff is unknown at this time. Additionally, ongoing changes in U.S. and foreign government trade policies, including potential modifications to existing trade agreements and further restrictions on free trade, could introduce additional uncertainty. Any escalation of trade tensions, additional tariffs, retaliatory measures by foreign governments or shifts in U.S. or international trade policies could increase the cost and availability of the raw materials and equipment necessary for the exploration, development, and potential construction of the Project.

### **Risks Related to Our Common Shares**

***The requirements of being a public company in the United States and Canada and maintaining a dual listing on both Nasdaq and the TSX, including compliance with the reporting requirements of the Exchange Act, the requirements of the Sarbanes-Oxley Act of 2002 (“Sarbanes-Oxley”) and applicable securities laws of Canada, may strain our resources, increase our costs, and require significant management time and resources.***

As a public company in the United States, we need to comply with federal and state laws, regulations and requirements, certain corporate governance provisions of Sarbanes-Oxley, related regulations of the SEC and the requirements of Nasdaq, with which we are not otherwise required to comply as a public company in Canada listed on the Toronto Stock Exchange (the “TSX”). These additional requirements may strain our resources, increase our costs and require significant management time and resources. Specifically, we may incur significant additional accounting, legal, reporting and other expenses in order to maintain a dual listing on both Nasdaq and the TSX, including the costs of listing on two exchanges. Complying with these statutes, regulations and requirements, as well as any applicable securities laws of Canada, occupies a significant amount of time of our Board of Directors (the “Board”) and management and increases our costs and expenses, including an increased reliance on outside counsel and accountants. We also prepare and distribute periodic public reports in compliance with our obligations under the U.S. federal securities laws, in addition to applicable securities laws of Canada.

Shareholder activism, the current political environment and the current high level of government intervention and regulatory reform may lead to substantial new, or significant changes to existing, regulations and disclosure obligations, which could then result in additional compliance costs and affect the manner in which we operate our business. Moreover, any new regulations or disclosure obligations may increase our legal and financial compliance costs and may make some activities more time-consuming and costly.

Furthermore, while we generally must comply with Section 404 of Sarbanes-Oxley for our fiscal year ended December 31, 2024, we are not required to have our independent registered public accounting firm attest to the effectiveness of our internal controls over financial reporting until our first annual report subsequent to our ceasing to be an “emerging growth company” within the meaning of the Exchange Act. Once we are required to do so, our independent registered public accounting firm may issue a report that is adverse in the event the independent registered public accounting firm concludes that there is one or more material weaknesses in the effectiveness of our internal control over financial reporting. Compliance with these requirements may strain our resources, increase our costs and use significant management time and resources, and we may be unable to comply with these requirements in a timely or cost-effective manner.

***For as long as we are an “emerging growth company,” or a “smaller reporting company” we will not be required to comply with certain reporting requirements that apply to some other public companies, and such reduced disclosures requirement may make our Common Shares less attractive.***

As an “emerging growth company” as defined in the JOBS Act, we may take advantage of exemptions from certain disclosure requirements applicable to other public companies that are not emerging growth companies. We are an emerging growth company until the earliest of (i) the last day of the fiscal year during which we have total annual gross revenues of \$1.235 billion or more; (ii) the last day of the fiscal year following the fifth anniversary of the first sale of common equity securities pursuant to an effective registration statement under the Securities Act; (iii) the date on which we have, during the

previous three-year period, issued more than \$1.0 billion in non-convertible debt; or (iv) the date on which we are deemed to be a “large accelerated filer” under the rules of the SEC.

For so long as we remain an “emerging growth company,” we will not be required to, among others:

- Have an auditor report on our internal control over financial reporting pursuant to Sarbanes-Oxley;
- Comply with any new requirements adopted by the Public Company Accounting Oversight Board requiring mandatory audit firm rotation or a supplement to the auditor’s report providing additional information about our audit and our financial statements;
- Include detailed compensation discussion and analysis in our filings under the Exchange Act and instead may provide a reduced level of disclosure concerning executive compensation; and
- Hold a non-binding stockholder advisory vote on executive compensation and stockholder approval of any “golden parachute” payments not previously approved.

Notwithstanding the above, we are also currently a “smaller reporting company,” meaning that we are not an investment company, an asset-backed issuer, or a majority-owned subsidiary of a parent company that is not a smaller reporting company and have either: (i) a public float of less than \$250.0 million, or (ii) annual revenues of less than \$100.0 million during the most recently completed fiscal year and: (A) no public float, or (B) a public float of less than \$700.0 million. In the event that we are still considered a “smaller reporting company,” at such time we cease being an “emerging growth company,” the disclosure we will be required to provide in our SEC filings will increase but will still be less than it would be if we were not considered either an “emerging growth company” or a “smaller reporting company”. Specifically, similar to “emerging growth companies,” “smaller reporting companies” are able to provide simplified executive compensation disclosures in their filings; are exempt from the provisions of Section 404(b) of the Sarbanes-Oxley Act requiring that independent registered public accounting firms provide an attestation report on the effectiveness of internal control over financial reporting; and have certain other decreased disclosure obligations in their SEC filings, including, among other things, only being required to provide two years of audited financial statements in annual reports. Decreased disclosures in our SEC filings due to our status as an “emerging growth company” or “smaller reporting company” may make it harder for investors to analyze the Company’s results of operations and financial prospects.

Because of these disclosure exemptions, some investors may find our common shares less attractive, which may result in a less active trading market for our common shares, and our stock price may be more volatile.

***Provisions in the Company’s corporate charter documents and Canadian law could make an acquisition of the Company, which may be beneficial to its shareholders, more difficult and may prevent attempts by the shareholders to replace or remove the Company’s current management and/or limit the market price of the Common Shares.***

We are governed by the *Business Corporations Act* (British Columbia) (“BCBCA”) and other relevant laws. Provisions in Perpetua Resources’ articles, as well as certain provisions under the BCBCA and *Competition Act* (Canada) may discourage, delay or prevent a merger, acquisition or other change in control of Perpetua Resources that shareholders may consider favorable, including transactions in which they might otherwise receive a premium for their Common Shares. These provisions could also limit the price that investors might be willing to pay in the future for Perpetua Resources’ Common Shares, thereby depressing the market price of Perpetua Resources’ Common Shares.

The *Competition Act* (Canada) permits the Commissioner of Competition of Canada, (the “Commissioner”), to review any acquisition of a significant interest in Perpetua Resources. This legislation grants the Commissioner jurisdiction to challenge such an acquisition before the Canadian Competition Tribunal if the Commissioner believes that it would, or would be likely to, result in a substantial lessening or prevention of competition in any market in Canada. The *Investment Canada Act* subjects an acquisition of control of a company by a non-Canadian to government review if the value of the Corporation’s assets, as calculated pursuant to the legislation, exceeds a threshold amount. A reviewable acquisition may not proceed unless the relevant minister is satisfied that the investment is likely to result in a net benefit to Canada. Any of the foregoing could prevent or delay a change of control and may deprive or limit strategic opportunities for our shareholders to sell their shares.

In addition, because the Board is responsible for appointing the members of the Corporation’s management team, these provisions may frustrate or prevent any attempts by Perpetua Resources’ shareholders to replace or remove current management by making it more difficult for shareholders to replace members of the Board. Among other things, these provisions include the following:

- Shareholders cannot amend Perpetua Resources’ articles unless such amendment is approved by shareholders holding at least two-thirds of the votes cast on the proposal;
- The Board may, without shareholder approval, issue first preferred shares and/or second preferred shares having any terms, conditions, rights, preferences and privileges as the Board may determine; and
- Shareholders must give advance notice to nominate directors in accordance with the Company’s advance notice policy.

***Because we are a corporation incorporated in British Columbia and some of our directors and officers may reside, now or in the future, in Canada, it may be difficult for investors in the United States to enforce civil liabilities against us based solely upon the federal securities laws of the United States. Similarly, it may be difficult for Canadian investors to enforce civil liabilities against our directors and officers that reside outside of Canada.***

The Corporation is a corporation existing under the BCBCA. Some of the directors and officers named in this Annual Report may reside, now or in the future, in Canada or otherwise reside outside the United States, and all or a substantial portion of their assets may be located outside the United States. As a result, it may be difficult for United States investors to effect service of process within the United States upon the Corporation or experts who are not residents of the United States or to enforce judgments of courts of the United States predicated upon the Corporation's civil liability and the civil liability of its experts under the United States federal securities laws.

Similarly, some of our experts, directors and officers reside outside of Canada or, in the case of companies, are incorporated, continued or otherwise organized under the laws of a foreign jurisdiction. Purchasers are advised that it may not be possible for investors to enforce judgments obtained in Canada against any person or company that is incorporated, continued or otherwise organized under the laws of a foreign jurisdiction, or resides outside of Canada, even if the party has appointed an agent for service of process.

***Perpetua Resources has no history of paying dividends, does not expect to pay dividends in the immediate future and may never pay dividends.***

Since incorporation, neither Perpetua Resources nor any of its subsidiaries have paid any cash or other dividends on its common shares, and the Corporation does not expect to pay such dividends in the foreseeable future, as all available funds will be invested primarily to finance its mineral exploration programs.

***Perpetua Resources will need to raise additional capital through the sale of its securities or other interests, resulting in potential for significant dilution to the existing shareholders and, if such funding is not available, Perpetua Resources' operations would be adversely affected.***

Perpetua Resources has limited financial resources and has financed its activities primarily through the sale of Perpetua Resources' securities, such as common shares and convertible notes. Perpetua Resources expects that it will need to continue its reliance on the sale of its securities for future financing, including that required to complete the permitting process or begin construction, resulting in dilution to existing shareholders. Additionally, Perpetua Resources may issue additional equity securities to finance its operations, exploration, development, construction, or other projects. Perpetua cannot predict the size of future sales and issuances of equity securities or the effect, if any, that future sales and issuances of equity securities will have on the market price of the common shares. Sales or issuances of a substantial number of equity securities, or the perception that such sales could occur, may adversely affect prevailing market prices for the common shares. With any additional sale or issuance of equity securities, investors will suffer dilution of their voting power and may experience dilution in earnings per share.

***Future sales of Perpetua Resources' common shares into the public market by holders of Perpetua Resources options and warrants may lower the market price, which may result in losses to Perpetua Resources' shareholders.***

Sales of substantial amounts of Perpetua Resources' common shares into the public market by shareholders, Perpetua Resources' officers or directors or pursuant to the exercise of options or warrants, or even the perception by the market that such sales may occur, may lower the market price of the Corporation's common shares.

***Our largest shareholder has significant influence on us and may also affect the market price and liquidity of our securities.***

Paulson & Co. Inc. ("Paulson") holds in the aggregate 34.8% of the outstanding shares in Perpetua as of March 7, 2025. Accordingly, Paulson will have significant influence in determining the outcome of any corporate transaction or other matter submitted to the shareholders for approval, including mergers, consolidations, and the sale of all or substantially all of our assets and other significant corporate actions. Unless full participation of all shareholders takes place in such shareholder meetings, Paulson may be able to approve such matters itself. The concentration of ownership of the common shares by Paulson may: (i) delay or deter a change of control of the Corporation; (ii) deprive shareholders of an opportunity to receive a premium for their common shares as part of a sale of the Corporation; and (iii) affect the market price and liquidity of the common shares. Pursuant to the terms of the investor rights agreement dated March 17, 2016, as amended and restated on March 17, 2020, Paulson has the right to designate two Board members so long as Paulson holds not less than 20% of our common shares and the right to designate one Board member so long as Paulson holds not less than 10% of our common shares. Andrew Cole and Marcelo Kim are Paulson's nominees to the Board and Marcelo Kim was appointed Chairman of our Board in March of 2020.

As long as Paulson maintains its shareholdings in the Corporation, Paulson will have significant influence in determining the members of the Board. Without the consent of Paulson, we could be prevented from entering into transactions that are

otherwise beneficial to us. The interests of Paulson may differ from or be adverse to the interests of our other shareholders. The effect of these rights and Paulson's influence may impact the price that investors are willing to pay for our shares. If Paulson or its affiliates sell a substantial number of our common shares in the public market, the market price of the common shares could fall. The perception among the public that these sales will occur could also contribute to a decline in the market price of our common shares.

***In the future, we may be subject to legal proceedings.***

Due to the nature of our business and our status as a publicly traded company, we may be subject to numerous regulatory investigations, claims, lawsuits and other proceedings, including proceedings related to claims brought pursuant to federal securities laws, in the ordinary course of our business. The results of these legal proceedings cannot be predicted with certainty due to the uncertainty inherent in litigation, including the effects of discovery of new evidence or advancement of new legal theories, the difficulty of predicting decisions of judges and juries and the possibility that decisions may be reversed on appeal. There can be no assurances that these matters will not have a material adverse effect on our business.

***We are subject to taxation both in Canada and the United States, and shareholders may be subject to Canadian and U.S. withholding and certain other taxes.***

We are treated as a Canadian resident company (as defined in the Income Tax Act (Canada)) subject to Canadian income tax. We are also treated as a U.S. corporation subject to U.S. federal income tax on our worldwide income pursuant to Section 7874 of the Internal Revenue Code of 1986, as amended (the "Code"). As a result, we are subject to taxation both in Canada and the United States, which could have a material adverse effect on our financial condition and results of operations.

It is unlikely that we will pay any dividends on our common shares in the foreseeable future. However, if we decide to pay any dividends, dividends received by shareholders who are not "United States persons" (within the meaning of the Code) will be subject to U.S. withholding tax. Shareholders who are residents of Canada (for purposes of the Income Tax Act (Canada)) may not qualify for a reduced rate of withholding tax under the United States-Canada income tax treaty. In addition, a foreign tax credit or a deduction in respect of any U.S. federal withholding tax may not be available under Canadian law.

Dividends received by shareholders who are not residents of Canada will be subject to Canadian withholding tax. Shareholders who are United States persons may not qualify for a reduced rate of withholding tax under the United States-Canada income tax treaty. Dividends paid by us will be characterized as U.S.-source income for purposes of the foreign tax credit rules under the Code. Accordingly, United States persons generally will not be able to claim a credit for any Canadian tax withheld on dividends unless, depending on the circumstances, they have an excess foreign tax credit limitation due to other foreign-source income of the same category that is subject to a low or zero rate of foreign tax.

Dividends received by shareholders who are neither United States persons nor residents of Canada will be subject to U.S. and Canadian withholding taxes. These dividends may not qualify for a reduced rate of withholding tax under any income tax treaty.

We believe we currently are, and anticipate remaining, a "United States real property holding corporation" (within the meaning of the Code) on account of owning substantial U.S. real property interests. As a result, a shareholder who is not a United States person generally will be subject to U.S. tax on any gain recognized on a sale or other disposition of our common shares if that shareholder owned (or is treated as having owned) more than 5% of our common shares within five years of the date of the sale or other disposition, or our common shares are not treated as "regularly traded on an established securities market" (within the meaning of U.S. Treasury regulations). In addition, if our common shares are not treated as regularly traded on an established securities market, a 15% U.S. withholding tax generally would apply to the gross proceeds from a sale or other disposition of our common shares by any shareholder who is not a United States person, which withholding can be credited against the applicable tax liability (described in the preceding sentence) on any gain recognized.

Because our common shares are treated as shares of a U.S. corporation, the U.S. gift, estate and generation-skipping transfer tax rules may be relevant to shareholders who are not United States persons.

Each shareholder should seek tax advice, based on the shareholder's particular circumstances, from an independent tax advisor.

## **General Risk Factors**

***We are required to develop and maintain proper and effective internal controls over financial reporting. We may not complete our analysis of our internal controls over financial reporting in a timely manner, or these internal controls may not be determined to be effective, which may adversely affect investor confidence in us and, as a result, the value of our common stock.***

We are required, pursuant to Section 404 of the Sarbanes-Oxley Act, to furnish a report by management on, among other things, the effectiveness of our internal controls over financial reporting for the fiscal year ending December 31, 2024. This assessment will need to include disclosure of any material weaknesses identified by our management in our internal controls over financial reporting. Additionally, we are required to disclose changes made in our internal controls and procedures on a quarterly basis.

However, for as long as we are an emerging growth company, or a smaller reporting company that is a non-accelerated filer, our independent registered public accounting firm will not be required to attest to the effectiveness of our internal control over financial reporting pursuant to Section 404(b). At such time this attestation will be required, our independent registered public accounting firm may issue a report that is adverse in the event the independent registered public accounting firm concludes that there is one or more material weaknesses in the effectiveness of our internal control over financial reporting. Our remediation efforts may not enable us to avoid a material weakness in the future. We may need to undertake various actions, such as implementing new internal controls and procedures and hiring additional accounting or internal audit staff.

If we are unable to assert that our internal controls over financial reporting are effective, or if our independent registered public accounting firm is unable to express an opinion on the effectiveness of our internal controls to the extent required, we could lose investor confidence in the accuracy and completeness of our financial reports, which could cause the price of our common stock to decline, and we may be subject to investigation or sanctions by the SEC.

***If securities or industry analysts do not continue to publish research or reports about our business, or if they issue an adverse or misleading opinion regarding our stock, our stock price and trading volume could decline.***

The trading market for our common stock is influenced by the research and reports that securities or industry analysts publish about us or our business. If analysts who cover us downgrade our common stock or publish inaccurate or unfavorable research about our business model or our stock performance, or if our results of operations fail to meet the expectations of analysts, the price of our common stock would likely decline. If one or more of these analysts cease coverage of us or fail to publish reports on us regularly, we could lose visibility in the financial markets, which in turn might cause the price of our common stock and trading volume to decline.

***System security vulnerabilities, data breaches, and cyber-attacks could compromise proprietary or otherwise sensitive information or disrupt operations, which could adversely affect Perpetua Resources' business, reputation, operations, and stock price.***

Information systems and other technologies, including those related to the Company's financial and operational management, and its technical and environmental data, are an integral part of the Company's business activities. Network and information systems related events, such as phishing attacks, computer hacking, cyber-attacks, computer viruses, worms or other destructive or disruptive software, process breakdowns, denial of service attacks, lost or misplaced data, programming errors, scams, burglary, human error, misdirected wire transfers, other malicious activities or any combination of the foregoing. We may also be adversely affected by power outages, natural disasters, terrorist attacks, or other similar events which could result in damages to the Company's property, equipment and data. These events also could result in significant expenditures to repair or replace damaged property or information systems and/or to protect them from similar events in the future.

We have experienced cybersecurity incidents but have not suffered any material adverse impacts to our business and operations as a result of such incidents. No security measure is infallible. Our facilities and systems, and those of our third-party service providers, have been subject to certain cybersecurity incidents and are vulnerable to future adverse events. We may also identify previously undiscovered instances of security breaches or bad actors with present access to our systems.

In addition, as a general matter, the frequency and magnitude of cyber-attacks is increasing and attackers have become more sophisticated. Cyber-attacks are similarly evolving and include without limitation use of malicious software, surveillance, credential stuffing, spear phishing, social engineering, use of deepfakes (i.e., highly realistic synthetic media generated by artificial intelligence), attempts to gain unauthorized access to data, and other electronic security breaches that could lead to disruptions in critical systems, unauthorized release of confidential or otherwise protected information and corruption of data. The Company may be unable to anticipate, detect or prevent future attacks, particularly as the methodologies used by attackers change frequently or are not recognizable until deployed. We may also be unable to investigate or remediate incidents as attackers are increasingly using techniques and tools designed to circumvent controls, to avoid detection, and to remove or obfuscate forensic evidence.

Furthermore, any security breaches such as misappropriation, misuse, leakage, falsification, accidental release or loss of information contained in the Company's information technology systems including personnel and other data that could damage its reputation, trigger reporting or other requirements under material contracts and require the Company to expend significant capital and other resources to remedy any such security breach. Insurance held by the Company may mitigate losses, however, in any such events or security breaches, such insurance coverage may not be sufficient to cover any consequent losses or otherwise adequately compensate the Company for any disruptions to its business that may result, including loss or disruption

of a material contract resulting from such breach. Insurance coverage may also be entirely unavailable. The occurrence of any such events or security breaches could have a material adverse effect on the business of the Company. In particular, a cybersecurity incident resulting in a security breach or failure to identify a security threat could disrupt our business and could result in the loss of sensitive, confidential information or other assets, as well as an inability to complete transactions, litigation including individual claims or class actions, regulatory enforcement, violation of privacy or securities laws and regulations, and remediation costs, all of which could materially impact our reputation, operations, or financial performance.

There can be no assurance that these events and/or security breaches will not occur in the future or not have an adverse effect of the business, reputation, results of operations, and financial condition of the Corporation.

## **Item 1B. Unresolved Staff Comments**

None.

## **Item 1C. Cybersecurity**

### ***Risk Management and Strategy***

Information systems and other technologies, including those related to the Corporation's information and operational technology systems, and its technical and environmental data, are an important part of the Corporation's business activities. We must comply with certain elevated contractual requirements, including those related to adequately safeguarding controlled unclassified information and reporting cybersecurity incidents to the DOD. We continue to implement cybersecurity processes designed to align with DOD requirements, instructions and guidance and work with the DOD as needed to assess cybersecurity risk and on policies and practices aimed at mitigating these risks. Accordingly, the Company maintains processes for assessing, identifying, and managing material risks from cybersecurity threats.

Such processes include the use of traffic monitoring tools, as well as training users to detect, report, and prevent unusual behavior. We also employ monitoring mechanisms to help us detect and respond to cybersecurity threats. We conduct regular assessments and testing of the effectiveness of these controls, including security audits, incident response planning, and regulatory compliance assessments. We seek to foster cybersecurity awareness and responsibility throughout the organization by regularly providing our employees with training on cybersecurity practices.

We use user access controls to limit unauthorized access to sensitive information and critical systems. In addition, we use multi-factor authentication for remote access, use of privileged accounts and access to critical systems. Encryption methods are used to protect sensitive data. This includes the encryption of customer data, financial information, and other confidential data. The implementation and management of these cybersecurity processes are integrated with the Company's overall operational risk management processes, which seeks to limit our exposure to unnecessary risks across our operations.

We maintain an incident response plan that outlines the steps to be taken in the event of a cybersecurity incident. Pursuant to the incident response plan, the identifying party is required to notify the Company's Chief Financial Officer ("CFO") and Board of Directors of certain cybersecurity incidents deemed to have a moderate or higher business impact, even if immaterial to us. The incident response plan also includes procedures for:

- Gathering information about the cybersecurity incident.
- Consulting with cybersecurity consultants and other parties to assess the cybersecurity incident.
- Evaluating the materiality of the cybersecurity incident, determining whether there are disclosure obligations under applicable securities laws, and external reporting, as required.

We engage third party service providers including consultants and auditors in connection with the above processes. We recognize that third-party service providers introduce cybersecurity risks.

### ***Impacts from Cybersecurity Threats***

As of the date of this Report, though the Company and our service providers have been subject to certain cybersecurity incidents, we are not aware of any previous cybersecurity threats that have materially affected or are reasonably likely to materially affect the Company. However, we acknowledge that cybersecurity threats are continually evolving, and the possibility of future cybersecurity incidents remains. Despite the implementation of our cybersecurity processes, our security measures cannot guarantee that a significant cyberattack will not occur. A successful attack on our information technology systems could have significant consequences to the business. For additional information about the risks to our business associated with a breach or compromise to our information technology systems, see *Item 1A, Risk Factors – System security vulnerabilities, data breaches, and cyber-attacks could compromise proprietary or otherwise sensitive information or disrupt operations, which could adversely affect Perpetua Resources' business, reputation, operations, and stock price.*



## ***Governance***

Our IT Systems Administrator is responsible for assessing and managing our risks from cybersecurity threats and oversees our cybersecurity program. The IT Systems Administrator reports directly to our CFO. Our IT Systems Administrator holds an associate degree in computer application and support and has served in various roles in information systems administration for over eight years, including roles involving managing information technology and systems and implementing cybersecurity programs.

Our full Board and our Audit Committee oversee risks from cybersecurity threats and our cybersecurity practices and policies. Accordingly, our CFO periodically updates the Board and Audit Committee on cybersecurity matters, including cybersecurity risks. Additionally, our Board and Audit Committee, as well as senior management, receive reports on an as-needed basis regarding our cybersecurity posture, cybersecurity incidents, and remediation efforts.

## **Item 2. Properties.**

### ***Summary Disclosure***

The Company has only one material mining property, the Stibnite Gold Project, a formerly abandoned, brownfield mine site in rural Idaho, USA. We hold the Stibnite Gold Project through our wholly owned subsidiary Idaho Gold Resources Company, LLC.

On January 3, 2025, the USFS issued the ROD approving the Modified Mine Plan for the Project. With receipt of the ROD, the Company is currently focused on advancing the Project towards a construction decision, including finalizing the remaining federal and state permits and securing project financing. The Modified Mine Plan, approved by the USFS in the ROD, contemplates mining the Yellow Pine, Hangar Flats and West End Deposits using conventional open pit methods, conventional processing methods to extract gold, silver and antimony, and on-site production of gold (“Au”) and silver (“Ag”) doré and an antimony (“Sb”) concentrate. Additionally, the USFS-approved Modified Mine Plan provides for an extensive reclamation and restoration program for certain historical legacy impacts to the site including the recovery and reprocessing of historical tailings, restoration of fish passage during and after operations, relocation of historical mining wastes to engineered storage facilities, stream restoration, and reforestation of impacted areas. Some environmental work has been completed under the ASAOC, which is designed to improve water quality on the Project site. Approvals from the U.S. EPA and USDA may be required with respect to environmental work at the Site, including both activities pursuant to the mine plan approved in the ROD and work not currently included in the Project. The Modified Mine Plan, approved by the USFS in the ROD, includes plans for decommissioning the site include progressive and concurrent remediation, reclamation, and restoration activities, beginning at the start of construction and continuing beyond the operations phase, through Project reclamation and closure.

### ***Technical Report Summary***

The disclosures in this *Item 2, Properties* regarding Perpetua Resources’ 100% interest in the Stibnite Gold Project have been prepared in accordance with the mining property disclosure rules specified in S-K 1300. Except for subsequent events or as otherwise noted, the disclosure in this Annual Report on Form 10-K of a scientific or technical nature for the Stibnite Gold Project is derived from, and in some instances is an extract from, the Technical Report Summary, dated as of December 31, 2021, and amended as of June 6, 2022 (the “Technical Report Summary” or “TRS”).

The TRS summarizes, as of December 31, 2021, in accordance with the mining property disclosure rules specified in S-K 1300, the information presented in the technical report titled “Stibnite Gold Project, Feasibility Study Technical Report, Valley County, Idaho” dated effective December 22, 2020 and issued January 27, 2021, which was prepared in accordance with mining property disclosure standards set forth in NI 43-101 (the “2020 Feasibility Study”). The TRS was filed by the Company on Form 8-K on EDGAR on June 8, 2022, and is included as Exhibit 96.1 of this Annual Report on Form 10-K. The 2020 Feasibility Study was filed on SEDAR on January 28, 2021 and is available on the Corporation’s website. The 2020 Feasibility Study is not incorporated by reference herein.

On February 13, 2025, the Corporation released an updated cash flow model for the Project, which is included as Exhibit 99.1 of this Annual Report on Form 10-K (the “Financial Update”) and incorporated by reference herein. The Financial Update was prepared by the Company and is based, in part, on the basic engineering work completed by Ausenco Engineering USA South Inc. (“Ausenco”), and with contributions from other mining engineers and consultants, utilities and financial advisors. It is intended to be read as a supplemental financial update to the cash flow forecast included in the TRS. The Financial Update, using the scientific and technical information presented in the TRS, reflects the progression of the Project plan to a Basic Engineering level and applies fourth quarter 2024 cost estimates for construction and operations, consistent with the Basic Engineering analysis, as well as commodity pricing that is current as of December 31, 2024. This advancement in engineering planning resulted in minor improvements and adjustments to certain infrastructure designs, equipment selection and processing designs, none of which resulted in a material change to the scientific and technical information presented in the TRS.

Christopher Dail, the Qualified Person with respect to the Financial Update, determined that neither the Financial Update nor the Basic Engineering work resulted in a modification to the mineral reserves or resources presented in the TRS, and did not modify any of the assumptions underlying the modifying factors, price estimates, and scientific and technical information underlying the mineral reserves and resource estimates or the determination that the Project is financially viable. The information contained in the Financial Update is subject to the assumptions, exclusions and qualifications set forth in the Financial Update included as an exhibit to this Annual Report, as well as those contained in the TRS, except to the extent explicitly updated therein.

You should read the TRS and Financial Update as part of your review of the information in this *Item 2. Properties*.

Certain capitalized terms in this section not otherwise defined have the meanings ascribed to them in the TRS and Financial Update.

Information of a scientific or technical nature in the Financial Update and in this Annual Report has been approved by Christopher Dail, AIPG CPG #10596, Exploration Manager for Perpetua Resources Idaho, Inc. and a Qualified Person (as defined in NI 43-101 and as defined in S-K 1300).

### **Assumptions**

Portions of the information presented in this Annual Report on Form 10-K and the information contained in the TRS and Financial Update rely on a number of estimates and assumptions, including estimates and assumptions which are inherently subject to significant scientific, business, economic and competitive uncertainties and contingencies that could be material should those assumptions be incorrect. These assumptions include, but are not limited to, certain assumptions as to capital costs, production rates, operating costs, recovery and timing of construction and production; assumptions that the current price and demand for gold and other metals will be sustained or will improve; assumptions that the equipment and personnel required for permitting, construction and operations will be available on a continual basis; there are no significant errors in calculations and information used in mineral resource and reserve estimates; there will be no unforeseen delays, unexpected geological or other effects, equipment failures, or significant permitting delays; and that the Corporation will be able to source funding for construction and operations when required and on acceptable terms. For a description of the key assumptions, parameters and methods used to estimate mineral reserves and mineral resources included in this Annual Report on Form 10-K, as well as data verification procedures and a general discussion of the extent to which the estimates may be affected by any known environmental, permitting, legal, title, taxation, sociopolitical, marketing or other relevant factors, please review the TRS, which is included as an exhibit to this Annual Report on Form 10-K. The cost estimates and assumptions contained in the TRS are dated as of December 31, 2020 and should be read in conjunction with the Financial Update, which supplements the cash flow information using cost estimate and commodity pricing that are current as of December 31, 2024. See “*Risk Factors*” and “*Cautionary Note Regarding Forward-Looking Statements*” for a discussion of additional industry and business risks and assumptions.

### **Economic Highlights <sup>1</sup>**

The Stibnite Gold Project economics, as contemplated in the Financial Update, are summarized in the table below.

<b>Component</b>	<b>Early Production Years 1-4</b>	<b>Life-of-Mine Years 1-15</b>
Recovered Gold Total (Koz)	1,852	4,223
Recovered Antimony <sup>2</sup> Total (Mlbs)	69.1	106.5
Recovered Gold Annual Average (Koz)	463	296
Cash Costs (net of by-product credits, \$/oz Au) <sup>3</sup>	\$217	\$537
Total Cash Costs (net of by-product credits, \$/oz Au) <sup>4</sup>	\$258	\$583
All-In Sustaining Costs (net of by-product credits, \$/oz Au) <sup>5</sup>	\$435	\$756
Initial Capital, net – including contingency (\$M) <sup>6</sup>	\$2,215	

<b>Component</b>	<b>Early Production Years 1-4</b>	<b>Life-of-Mine Years 1-15</b>
Spot - \$2,900/oz Au, \$21.00/lb Sb, \$31.50/oz Ag <sup>7</sup>		
After-Tax Net Present Value (NPV 5%) <sup>8</sup>	\$3,650 million	
Annual Average EBITDA <sup>9</sup>	\$1,366 million	\$745 million
Annual Average After-Tax Free Cash Flow <sup>10</sup>	\$1,117 million	\$590 million
Internal Rate of Return (After-Tax) <sup>11</sup>	27.1%	
Payback Period in Years (After-Tax)	2.2 years	
Consensus - \$2,100/oz Au, \$10.00/lb Sb, \$27.00/oz Ag <sup>12</sup>		

After-Tax Net Present Value (NPV 5%) <sup>8</sup>	\$1,391 million	
Annual Average EBITDA <sup>9</sup>	\$844 million	\$445 million
Annual Average After-Tax Free Cash Flow <sup>10</sup>	\$704 million	\$351 million
Internal Rate of Return (After-Tax) <sup>11</sup>	15.4%	
Payback Period in Years (After-Tax)	3.2 years	
<p>(1) The Financial Update assumes 100% equity financing.</p> <p>(2) Antimony is a chemical element included on the U.S. Interior Department’s list of Critical Minerals.</p> <p>(3) Cash Costs consist of mining costs, processing costs, mine-level G&amp;A and by-product credits. By-product credits calculated based on consensus pricing. Cash Costs is a non-GAAP measure. See <i>Non-GAAP Financial Measures</i> at the end of Item 2.</p> <p>(4) Total Cash Costs consist of Cash Costs, royalty costs, treatment costs, refining costs, and transportation costs. By-product credits calculated based on consensus pricing. Total Cash Costs is a non-GAAP measure. See <i>Non-GAAP Financial Measures</i> at the end of Item 2.</p> <p>(5) AISC includes Cash Costs plus sustaining capital costs. By-product credits calculated based on consensus pricing. AISC is a non-GAAP measure. See <i>Non-GAAP Financial Measures</i> at the end of Item 2.</p> <p>(6) Initial Capital, net, reflects estimated total capital expenditures of \$2,215 million, including a contingency of \$191.9 million, net of \$33.6 million of pre-production revenue.</p> <p>(7) Spot prices are defined as \$2,900/oz gold, \$21.00/lb antimony, and \$31.50/oz silver. The precious metals prices selected for this scenario were based on the NYMEX gold and silver settlement prices of \$2,887.60/oz and \$32.44/oz, respectively, on February 7, 2025. The antimony price selected for the spot scenario was based on Rotterdam antimony price as of February 7, 2025.</p> <p>(8) Net Present Value (NPV) is defined as the present value of future after-tax cash flows of the project discounted at an annual rate of 5%. The Financial Update assumed a combined state and federal effective tax rate of 26.45%.</p> <p>(9) EBITDA consists of total revenue minus operating costs, offsite charges and royalties. EBITDA is a non-GAAP measure. See <i>Non-GAAP Financial Measures</i> at the end of Item 2.</p> <p>(10) After-Tax Free Cash Flow consists of EBITDA as adjusted for changes in net working capital, all capital expenditures (initial, sustaining, and closure capital expenditures), and salvage value, less taxes payable. Free Cash Flow is a non-GAAP measure. See <i>Non-GAAP Financial Measures</i> at the end of Item 2.</p> <p>(11) Internal rate of return (IRR) is defined as the after-tax discount rate at which the net-present value of the project reaches zero. The Financial Update assumed a combined state and federal effective tax rate of 26.45%.</p> <p>(12) Consensus prices are defined as \$2,100/oz gold, \$10.00/lb antimony, and \$27.00/oz silver based on a broad range of investment bank forecasts as of December 2024.</p>		

### ***Economic Sensitivities***<sup>1</sup>

The Financial Update was prepared using consensus average pricing of \$2,100/oz gold, \$10.00/lb antimony, and \$27.00/oz silver, which was based on a broad range of investment bank forecasts as of December 2024.

The Company has also prepared a “Spot” metal price scenario, which is based on prevailing market prices of gold, silver and antimony as of February 7, 2025, and Cases A, B, C, and D, which were developed to illustrate the Stibnite Gold Project’s economic sensitivity to a range of metal price assumptions. Each of these is presented in the table below and prepared on the same basis as the Financial Update, except with respect to commodity prices.

The prices used in the Financial Update and in this Annual Report are consistent with accepted industry practices, analyst forecasts, and the range of prices being used for other project studies for gold and silver.

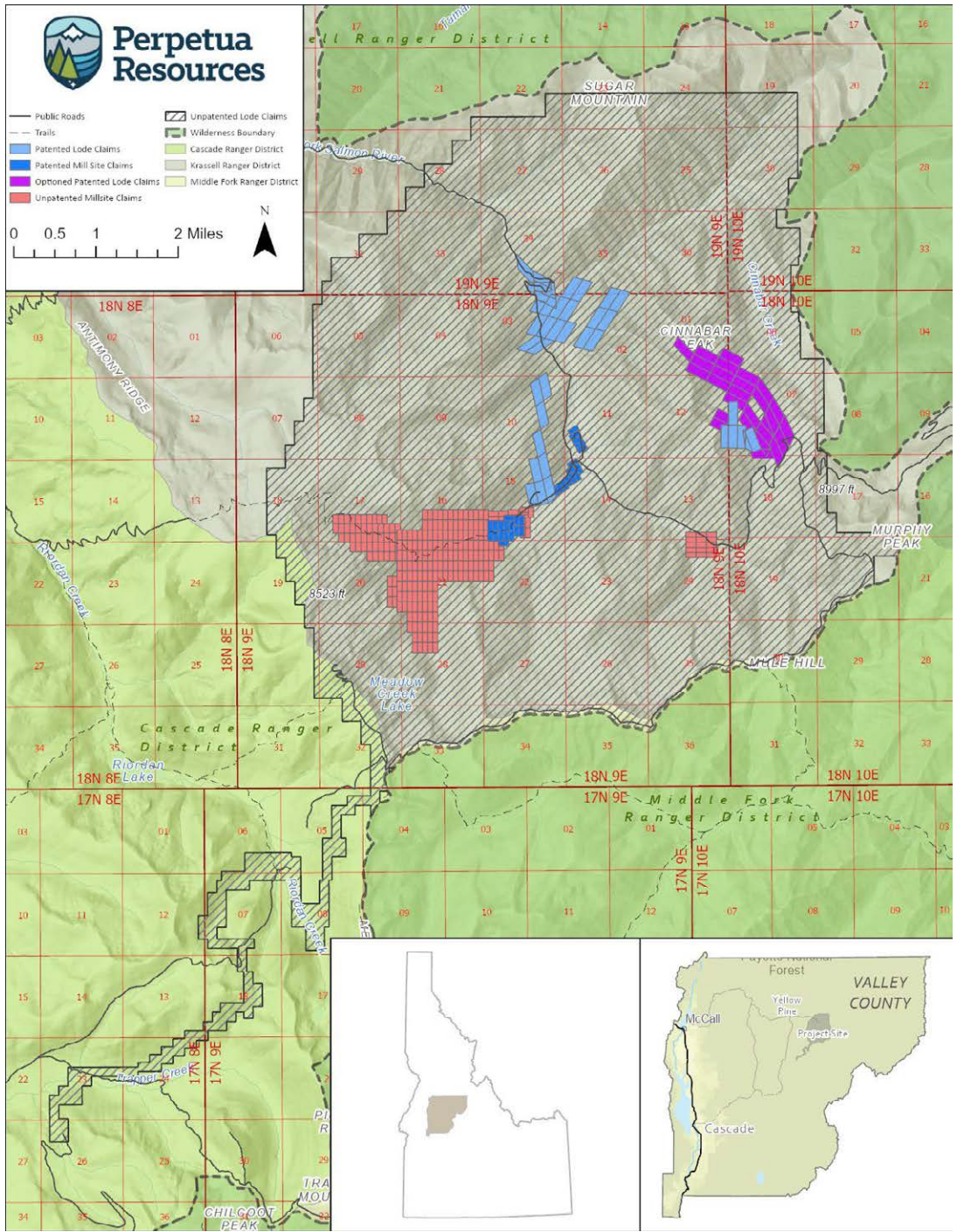
There is no guarantee that the gold, silver, and antimony prices used in the study cases would be realized at the time of production. Prices could vary higher or lower with a corresponding impact on Project economics. The Company’s mineral reserves and mineral resources continue to be estimated based on \$1,600/oz and \$1,500/oz gold prices, respectively, as set forth in the TRS.

	Spot <sup>5</sup>	Consensus <sup>6</sup>	A	B	C	D
Gold Price Assumption (\$/oz)	\$2,900	\$2,100	\$2,350	\$2,600	\$2,850	\$3,100
Antimony Price Assumption (\$/lb)	\$21.00	\$10.00	\$12.00	\$14.00	\$16.00	\$22.00
Silver Price Assumption (\$/oz)	\$31.50	\$27.00	\$29.00	\$31.00	\$33.00	\$35.00
LOM Average Annual EBITDA (\$M) <sup>2</sup>	\$745	\$445	\$529	\$614	\$699	\$809
After-Tax:						
LOM Average Annual Free Cash Flow (\$M) <sup>2</sup>	\$590	\$351	\$419	\$487	\$554	\$640
Payback period (years)	2.2	3.2	2.8	2.5	2.3	2.1
Net Present Value 5% (\$M) <sup>3</sup>	\$3,650	\$1,391	\$2,031	\$2,662	\$3,288	\$4,117
Internal Rate of Return (%) <sup>4</sup>	27.1%	15.4%	19.1%	22.3%	25.3%	29.0%
<p>(1) The Financial Update assumes 100% equity financing.</p> <p>(2) See <i>Non-GAAP Measures</i> at the end of Item 2.</p> <p>(3) Net Present Value (NPV) is defined as the present value of future after-tax cash flows of the project discounted at an annual rate of 5%. The Financial Update assumed a combined state and federal effective tax rate of 26.45%.</p> <p>(4) Internal rate of return (IRR) is defined as the after-tax discount rate at which the net-present value of the project reaches zero. The Financial Update assumed a combined state and federal effective tax rate of 26.45%.</p> <p>(5) Spot prices are defined as \$2,900/oz gold, \$21.00/lb antimony, and \$31.50/oz silver. The precious metals prices selected for this scenario were based on the NYMEX gold and silver settlement prices of \$2,887.60/oz and \$32.44/oz, respectively, on February 7, 2025. The antimony price selected for the spot scenario was based on Rotterdam antimony price as of February 7, 2025.</p> <p>(6) Consensus prices are defined as \$2,100/oz gold, \$10.00/lb antimony, and \$27.00/oz silver based on a broad range of investment bank forecasts as of December 2024.</p>						

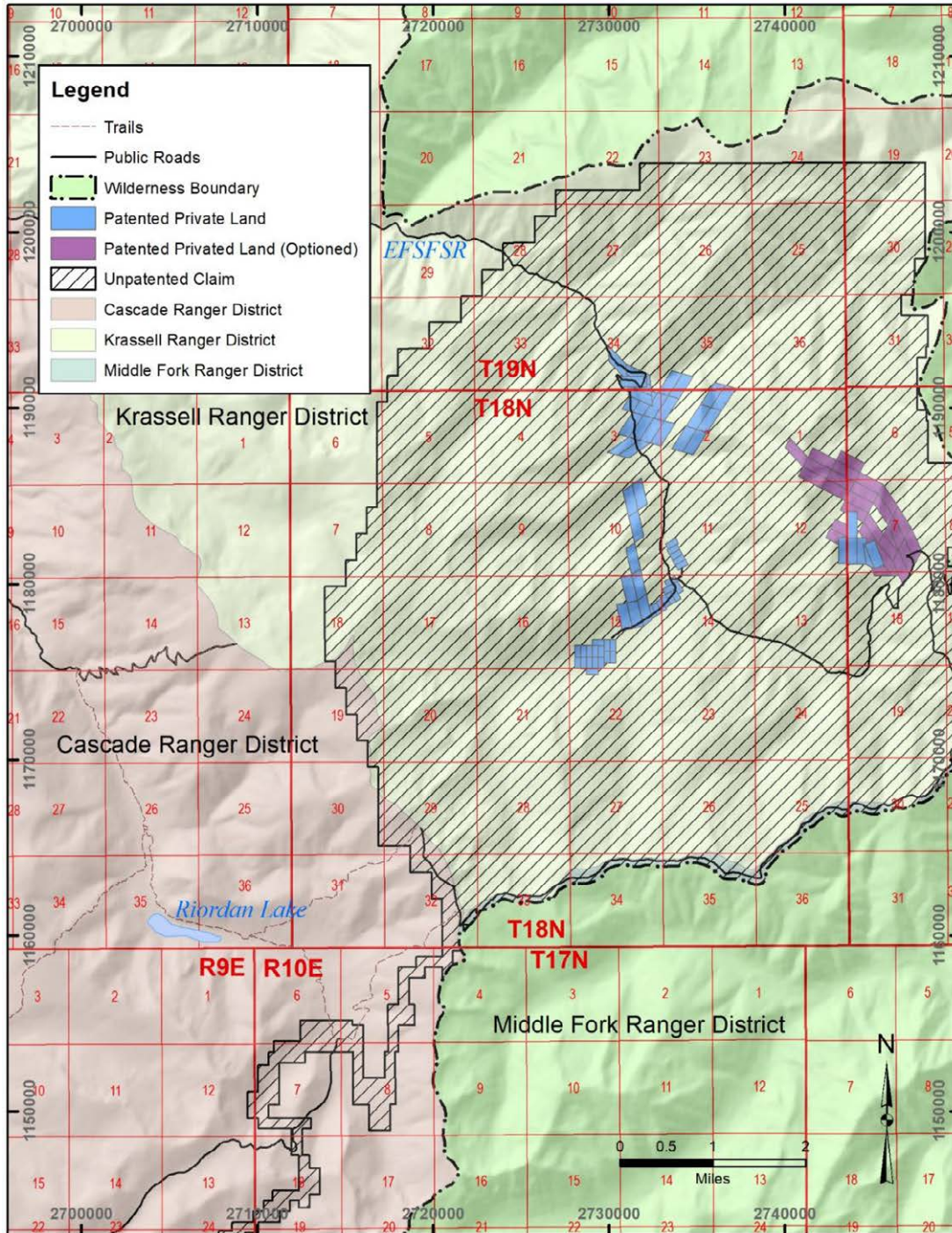
### ***Property Description and Location***

The Project location is in central Idaho, USA approximately one hundred (100) miles (“mi”) northeast of Boise, Idaho, thirty-eight (38) mi east of McCall, Idaho, and approximately ten (10) mi east of Yellow Pine, Idaho. Mineral rights controlled by Perpetua Resources include patented lode claims, patented mill sites, unpatented federal lode mining claims, and unpatented federal mill sites and encompass approximately 28,536 acres (forty-five (45) square miles). The claims are 100% owned, except for surface rights on portions of six (6) patented mill site claims held by a third party and twenty-seven (27) patented lode claims that are held under an option to purchase. The Project is subject to a 1.7% net smelter return royalty on gold only and a 100% net smelter return royalty on silver; there is no royalty on antimony.

**Stibnite Gold Project Location**



**Land Status Map**



PATENTED CLAIMS <sup>4</sup>					
Valley County Parcel ID	Owner <sup>4</sup>	Number of Claims		Assessed Acres <sup>3</sup>	Assessed Hectares <sup>3</sup>
		Lode	Millsite		
RP18N09E155300	IGRCLLC	-	16	80.00	32.37
RP18N09E020026	IGRCLLC	6	-	129.82	52.54
RP18N09E115495	IGRCLLC	-	14	53.57	21.68
RP14N05E074475 <sup>1</sup>	IGRCLLC <sup>1</sup>	-	-	25.06	10.14
RP18N09E038995	IGRCLLC	4	-	81.63	33.03
RP18N09E108995	IGRCLLC	5	-	102.8	41.60
RP18N09E127345	IGRCLLC	6	-	99.87	40.42
RP18N09E030005	IGRCLLC	11	-	218.90	88.59
RP18N09E030020	IGRCLLC	6	-	81.17	32.85
RP18N09E12255	IGRCLLC <sup>2</sup>	6	-	89.40	36.18
RP18N10E071525	IGRCLLC <sup>2</sup>	2	-	38.95	15.76
RP18N09E18150	IGRCLLC <sup>2</sup>	7	-	139.19	56.33
RP18N09E018435	IGRCLLC <sup>2</sup>	4	-	80.23	32.47
RP18N09E013840	IGRCLLC <sup>2</sup>	8	-	136.01	55.04
<b>Totals</b>		<b>65</b>	<b>30</b>	<b>1,356.60</b>	<b>549.00</b>
UNPATENTED CLAIMS					
Owner	Claim Type	Number of Claims		Acres	Hectares
		Lode	Millsite		
IGRCLLC	Unpatented lode and millsite claims	1,421	253	28,536	11,548
<b>Notes:</b>					
1. The Scott Valley parcel for the Stibnite Gold Logistics Facility is a 100% owned fee-simple parcel, that is approximately 25 acres, with no mineral rights.					
2. IGRCLLC has an option to purchase (OTP), but no ownership of these parcels. The owner pays property taxes for these parcels until the OTP is exercised.					
3. Not all values may sum due to rounding. Assessed acreage may not correspond exactly to surveyed acreage reported in text.					
4. This table summarizes the mineral rights held by Perpetua Resources' wholly owned subsidiary, IGRCLLC, as of December 31, 2024.					

### ***Patented Lode Claims and Patented Mill Sites***

On June 11, 2009, a predecessor to SGC acquired and exercised an option to purchase (“OTP”) the Meadow Creek group of nine patented lode claims totaling approximately 184 acres from Bradley Mining Co. (“Bradley”).

A predecessor to IGRCLLC secured an OTP agreement from the J.J. Oberbillig Estate (the “Oberbillig OTP agreement”) on June 2, 2009, to acquire 30 patented mill site claims totaling approximately 149 acres and six patented lode claims totaling approximately 124 acres. The Oberbillig OTP agreement was exercised and title to property rights were acquired on June 2, 2015. An associated transaction included the purchase and extinguishment of a 5% Net Smelter Return (“NSR”) royalty to the Oberbillig estate covering certain lands within the Project area. Most of the mineralization constituting the West End Deposit is located within portions of these patented lode claims. Hecla Mining Company (“Hecla”) retains surface rights on portions of six of the patented mill sites but no mineral rights and IGRCLLC holds certain rights for ingress and egress to access the property for assessment activities and environmental cleanup. IGRCLLC holds a right of first refusal for these mill sites with predefined terms should Hecla decide to sell the surface estate. The Company has engaged in discussions to acquire the surface rights held by Hecla. While there is no certainty that a transaction will be finalized, the Company believes that if it is unable to purchase this surface property, that outcome will not have a material effect on the Company’s ability to develop the Project.

An OTP for patented lode mining claims covering portions of the Yellow Pine Deposit was conveyed to Perpetua Resources in 2011 by way of a company merger between a predecessor to IGRCLLC and a subsidiary of Vista Gold Corp. that was agreed to February 22, 2011. The OTP for the subject patented claims was exercised on November 28, 2012. As a result of the merger, the predecessor to IGRCLLC became a wholly owned subsidiary of Perpetua Resources. The Yellow Pine claim group includes 17 patented lode mining claims totaling approximately 301 acres and eight unpatented lode mining claims (included in the unpatented total below).

On April 28, 2011, a predecessor to SGC purchased 6 patented lode claims east of the Project area. This group of claims is referred to as the Fern claim group, totaling approximately 100 acres.

### ***Unpatented Federal Lode Mining Claims and Unpatented Federal Mill Site Claims***

A subsidiary of a predecessor to IGRCLLC acquired 229 federal unpatented claims by purchase from previous owners in 2009 and 2011. These included 46 federal mill site claims and 183 federal unpatented lode mining claims. In addition to the purchased claims, IGRCLLC predecessors or subsidiaries acquired by staking an additional 36 federal unpatented lode mining claims in 2009, 217 lode claims in 2010 and 901 federal unpatented lode-mining claims in 2011, and one federal unpatented lode mining claim in 2012. An additional 126 unpatented lode claims were staked in 2015. Minor modifications, including amended claim locations and changes in some claims have occurred since original staking and/or acquisition.

In 2021, SGC merged with IGRCLLC becoming the sole surviving entity and landowner of patented and unpatented mining claims and mill sites and various optioned properties. In 2022 and 2023, 53 of the Company's unpatented lode mining claims were relinquished and re-staked with 205 unpatented mill sites over areas non-mineral in character and suitable for mill sites should a development decision be made. As of December 31, 2024, IGRCLLC owns 1,421 unpatented lode mining and 253 mill sites totaling approximately 28,536 acres (11,548 hectares).

Maintenance of unpatented federal claims requires that IGRCLLC provide a list of claims and serial numbers to the Bureau of Land Management along with annual maintenance fees, currently \$200 for each lode-mining claim or mill site on or before September 1st each year. This was completed for the most recent filing year. There are no underlying royalties on the federal lode-mining claims and mill sites other than the Franco-Nevada Corporation ("Franco-Nevada") royalties. None of the claims are subject to back-in rights; however, Franco-Nevada holds a right of first refusal should mining claims, mill sites or other mineral properties be relinquished. Property taxes are paid annually for the patented lode mining claims and mill sites and are current. Routine maintenance and claim adjustments have occurred periodically since the inception of land acquisitions as required.

### ***Stibnite Gold Logistics Facility***

On September 9, 2016, IGRCLLC agreed to purchase an undeveloped 25-acre property in fee simple from private interests. The property is situated in Section 7, Township 14N, Range 5E, Boise Meridian. The sale closed on October 26, 2016. The property's metallic and non-metallic mineral rights, apart from aggregate materials needed for construction purposes on the property, were retained by the previous owners.

The property, in an area known locally as Scott Valley, has frontage on the Cascade-Warm Lake Highway and was purchased to serve as a project logistics facility. The agreement provides for maintenance of certain pre-existing rights-of-way, easements and rights, none of which would be expected to inhibit use of the property for the intended purposes. IGRCLLC applied for a Conditional Use Permit from the Valley County Planning and Zoning Commission that was granted on October 5, 2020.

### ***Royalties, Option Agreements and Encumbrances***

#### ***Option Agreements***

On May 3, 2011, a predecessor to SGC entered into an option to purchase ("OTP") 27 patented lode claims totaling approximately 485 acres from the J.J. Oberbillig Estate (the Cinnabar option claims). This agreement was modified in an Amended and Restated Real Property Purchase Agreement effective December 1, 2016 (the "amended agreement"). The amended agreement also includes an assignment of the right of first refusal to purchase the surface rights associated with portions of certain patented mill site claims that J.J. Oberbillig Estate sold to Hecla under a Real Estate Purchase and Sale Agreement effective December 30, 2002. The right of first refusal for the Hecla tracts includes fixed terms should Hecla decide to sell the parcel. Perpetua has since obtained Hecla's acknowledgment of the assignment of the right of first approval from the J.J. Oberbillig Estate to the Company. The amended agreement also includes granting of a renewable easement for a communications tower. Perpetua Resources is obligated to make payments to maintain the OTP to obtain title to these claims. The agreement includes an option to extend up to 10 years after the original term of the agreement expires, through 2037.

On December 10, 2019, a Perpetua Resources subsidiary entered into an option agreement to purchase 3.74 acres from private interests for an electrical switching station site. The OTP has biannual payments of US\$2,500 through 2033.

#### ***Royalty Agreement***

Effective May 9, 2013, Perpetua Resources and its subsidiaries granted a 1.7% NSR royalty on future gold production from the Project properties to Franco-Nevada, subject to adjustment based on final permitted capacity. The royalty does not apply to production of antimony and silver. The royalty agreement applies to all patented and unpatented mineral claims, except for the Cinnabar option claims where Perpetua Resources holds an OTP. Under the agreement, Franco-Nevada has the right, but not the obligation, to extend the property subject to the royalty to the Cinnabar option claims upon notice that the OTP is exercised by Perpetua.



On March 21, 2024, Perpetua Resources and its subsidiaries granted a 100% NSR royalty on the future payable silver production from the Project to Franco-Nevada. The silver royalty agreement applies to the same properties as the gold royalty. The silver royalty agreement provides a mechanism whereby Franco-Nevada can receive minimum payments equal to 100% of the payable silver from the sale of doré commencing in the seventh calendar year following commercial production and ending upon the completion of the fifteenth calendar year following commercial production. The silver royalty agreement also provides Franco-Nevada an option upon the occurrence of certain conditions precedent (including achieving commercial production) to pay the Company a contingent payment and receive a royalty on any silver payable from the production of antimony concentrate from the Project. The Company's obligations under the gold and silver royalty agreements are secured by a continuing security interest and a first priority lien on certain collateral including the land and mineral interests comprising the Project.

### ***Geologic Setting and Mineralization***

Bedrock in the region can be subdivided into the pre-Cretaceous metasedimentary "basement," the Cretaceous Idaho Batholith, Tertiary intrusions and volcanics, and Quaternary unconsolidated sediments and glacial materials. The Stibnite Gold Project is situated along the eastern edge of the Idaho Batholith, on the western edge of the Thunder Mountain caldera complex and within the Central Idaho Mineral Belt.

Large, north-south striking, steeply dipping structures exhibiting pronounced gouge and multiple stages of brecciation occur in the district and are often associated with east-west and northeast-southwest trending splays and dilatant structures.

The Yellow Pine and Hangar Flats deposits are hosted primarily by intrusive phases of the Idaho Batholith along the Meadow Creek Fault Zone. The West End Deposit is hosted primarily by Neoproterozoic to Paleozoic metasedimentary rocks of the Stibnite roof pendant along the West End Fault Zone.

Mineralization and alteration in the district are associated with multiple hydrothermal alteration events occurring through the Paleocene and early Eocene epochs. Main-stage gold mineralization and associated potassic alteration typically occurs in structurally prepared zones. The gold is associated with very fine grained disseminated arsenical pyrite and arsenopyrite to a lesser extent. The gold almost exclusively exists in solid solution in these minerals. Antimony mineralization occurs primarily as the mineral stibnite. Additional gold mineralization affecting rocks of the Stibnite roof pendant (i.e. the West End Deposit) is associated with epithermal quartz-adularia-carbonate veins.

Deposits of the district are not readily categorized based on a single generic deposit model due to complexities associated with multiple overprinting mineralization events and uncertainties regarding sources of mineralizing hydrothermal fluids.

### ***Permits***

The Project is subject to formal review by the USFS and the Army Corps under NEPA and by various state and federal agencies under various laws requiring permits to be obtained for the Project. Pursuant to NEPA, following the release of a DEIS on August 14, 2020 and a public comment period, the USFS published a SDEIS on October 28, 2022 for a 75-day public comment period which closed on January 10, 2023. On September 6, 2024, the USFS published the FEIS and a DROD with respect to the Project. The publication of the DROD commenced a 45-day pre-decisional objection period and 45-day resolution period prior to the publication of the ROD. On January 3, 2025, the USFS issued the ROD authorizing the Modified Mine Plan for the Project. Per the requirements of the FEIS and ROD, numerous plans comprising the suite of Environmental Monitoring and Management Plans are in process and will incorporate Project updates as well as required financial assurance, mitigation measures, environmental protection measures and design features. This will include preparation of a Final Mine Plan of Operations

Following the USFS' publication of the ROD and FEIS authorizing the mine plan for the Project, claims were filed in the U.S. District Court for the District of Idaho against the USFS and other federal agencies on February 18, 2025 by a number of claimants, including Save the South Fork Salmon and the Idaho Conservation League, alleging violations of NEPA and other federal laws in the regulatory review process. Among other remedies, the claimants seek to vacate the ROD, FEIS, Final Biological Opinions and Project approvals and enjoin any further implementation of the Project. PRII has filed a motion with the court to intervene in this lawsuit. The Company believes the federal regulatory process was conducted thoroughly and completely by the relevant federal regulatory agencies. However, there can be no assurance that the permits and Project approvals will be upheld upon judicial review.

The Company's CWA Section 404 permit application, proposed Compensatory Mitigation Plan, and associated financial assurance remain under review by The Army Corps after the public comment period ended in October 2023. The Army Corps has been a part of the review process as a cooperating agency since the Company began the federal NEPA process and has been formally evaluating the Section 404 permit application since 2023. The Section 404 permit is the last remaining federal permit required to be issued prior to a construction decision. Perpetua expects the permit to be issued in the first half of 2025. For additional detail regarding the NEPA and permitting processes, including ongoing challenges to the ROD see *Item 1, Business – Permitting and Environmental Matters*.

The Company will be required to obtain several permits from agencies of the State of Idaho in connection with the Project. All required Idaho applications have been filed, and the relevant agencies are at various stages in the permitting processes of reviewing and approving those applications under state law. See *Item 7, Management's Discussion and Analysis of Financial Condition and Results of Operations – Ancillary Permitting Update*, below.

Work on other required ancillary permits, management and mitigation plans, financial assurance, and other permitting requirements continues.

### ***Exploration***

The Project area and the surrounding district has been the subject of exploration and development activities for nearly 100 years, yet much of the area remains poorly explored due to its remote location, poor level of outcrop and extensive glacial cover. Perpetua Resources has completed extensive exploration work since 2009 that has included: geophysics; rock, soil and stream sampling and analysis; geologic mapping; mineralogical and metallurgical studies; and drilling.

This newer data has been integrated with datasets from previous operators and provides a comprehensive toolkit for future exploration. These efforts have led to the identification of over 75 prospects with varying levels of target support. These prospective areas include targets within, under, and adjacent to existing deposits; bulk mineable prospects along known or newly identified mineralized trends; high grade underground targets and early-stage greenfield prospects and conceptual targets based on geophysics or geologic inference.

Exploration targets include conceptual geophysical targets, geochemical targets from soil, rock and trench samples, and results from widely spaced drill holes; as a result, the potential size and tenor of the targets are conceptual in nature. There has been insufficient exploration to define mineral resources on these prospects and this data may not be indicative of the occurrence of a mineral deposit. Such results do not provide assurance that further work will establish sufficient grade, continuity, metallurgical characteristics, and economic potential to be classed as a category of mineral resource. Mineral resources are not mineral reserves and do not have demonstrated economic viability.

The Project area, including the three main deposits, has been drilled by numerous operators, totaling 793,769 ft in 2,723 drill holes, of which Perpetua Resources drilled 637 holes totaling over 344,465 ft since 2009. Pre-Perpetua Resources drilling was undertaken by a wide variety of methods and operators while Perpetua Resources employed a variety of drilling methods including core, reverse circulation, auger, and sonic throughout the district, but with the primary method being core. Operators who conducted significant exploration and/or mineral extraction during this era included: United Mercury Mines. Yellow Pine Company, Bradley Mining Company, Louisiana Land and Exploration Company, Canadian Superior Mining (U.S.) Ltd., El Paso Oil and Gas, Rancher's Exploration Company, Twin Rivers Exploration, MinVen Corporation, Pioneer Metals Corporation, Hecla Mining Company, Barrick Gold Corporation (formerly American Barrick Resources), Stibnite Mine Inc., and Dakota Mining Company.

No exploration drilling was conducted by the Company during the reporting period.

### ***Mineral Resources and Mineral Reserves Estimates***

The tables below present the estimated Mineral Resources and Mineral Reserves for the Project at December 31, 2024 presented in accordance with S-K 1300. There were no changes in reported Mineral Resources and Mineral Reserves reported for the years ended December 31, 2024 and 2023. The Qualified Person has reviewed the Mineral Resources and Mineral Reserves described herein and is of the opinion that there are no material changes to the Mineral Resources and Mineral Reserves as compared to the information presented in the TRS and that the material assumptions underlying the Mineral Resources and Mineral Reserves estimates set forth in the TRS are current as of December 31, 2024.

## Mineral Resource Estimates

The following table presents the estimated Indicated and Inferred Mineral Resources for the Project at December 31, 2024 based on \$1,500/oz gold price and are presented exclusive of Mineral Reserves in accordance with S-K 1300. There were no changes to Mineral Resources since December 31, 2023.

### ***Consolidated Mineral Resource Statement for the Stibnite Gold Project at December 31, 2024, based on \$1,500/oz gold, EXCLUSIVE OF RESERVES:***

Classification	Tonnage (000s)	Gold Grade (g/t)	Contained Gold (000s oz)	Silver Grade (g/t)	Contained Silver (000s oz)	Antimony Grade (%)	Contained Antimony (000s lbs)
<b>Indicated</b>							
Yellow Pine	8,598	1.11	307	1.44	397	0.018	3,405
Hangar Flats	19,803	1.30	825	3.34	2,128	0.146	63,673
West End	15,133	0.76	369	0.91	445	-	-
Historical Tailings	0	-	0	-	0	-	0
<b>Total Indicated</b>	<b>43,534</b>	<b>1.07</b>	<b>1,501</b>	<b>2.12</b>	<b>2,970</b>	<b>0.07</b>	<b>67,078</b>
<b>Inferred</b>							
Yellow Pine	8,021	0.85	219	0.59	153	0	62
Hangar Flats	17,021	1	548	2.3	1,259	0.09	32,146
West End	26,895	0.97	837	1.06	918	0	0
Historical Tailings	191	1.13	7	2.64	16	0.16	662
<b>Total Inferred</b>	<b>52,128</b>	<b>0.96</b>	<b>1,611</b>	<b>1.4</b>	<b>2,345</b>	<b>0.03</b>	<b>32,870</b>
Notes:							
(1) Mineral Resources are reported in relation to a conceptual pit shell to demonstrate potential for economic viability; mineralization lying outside of these pit shells is not reported as a Mineral Resource. Mineral Resources are not Mineral Reserves and do not have demonstrated economic viability. These Mineral Resource estimates include Inferred Mineral Resources that are considered too speculative geologically to have economic considerations applied to them that would enable them to be categorized as Mineral Reserves. There is also no certainty that these Inferred Mineral Resources will be converted to the Indicated category through further drilling, or into Mineral Reserves once economic considerations are applied. All figures are rounded to reflect the relative accuracy of the estimate and therefore numbers may not appear to add precisely.							
(2) Open pit sulfide Mineral Resources are reported at a cut-off grade of 0.40 g/t Au and open pit oxide Mineral Resources are reported at a cut-off grade of 0.35 g/t Au.							
(3) Mineral Resources are reported in place (point of reference).							
(4) All numbers have been rounded in above table and may not sum correctly.							

## Mineral Reserve Estimates

The following table presents the estimated Mineral Reserves for the Project at December 31, 2024 based on \$1,600/oz gold price and presented in accordance with S-K 1300. There were no changes to Mineral Reserves since December 31, 2023. Under S-K 1300, a Proven Mineral Reserve is the economically mineable part of an indicated and, in some cases, a measured mineral resource and a Probable Mineral Reserve is the economically mineable part of a measured mineral resource and can only result from conversion of a measured mineral resource.

### Mineral Reserves Summary (Metric Units) at December 31, 2024 based on \$1,600/oz gold:

Deposit	Tonnage	Average Grade			Total Contained Metal		
		Gold	Antimony	Silver	Gold	Antimony <sup>(3)</sup>	Silver
Metric Units	(kt)	(g/t)	(%)	(g/t)	(t)	(t)	(t)
<b>Yellow Pine</b>							
Low Sb Sulfide – Probable	37,615	1.69	0.009	1.56	63.7	3,565	58.5
High Sb Sulfide – Probable	10,232	2.04	0.460	4.69	20.9	47,064	48.0
<b>Yellow Pine Probable Mineral Reserves</b>	<b>47,847</b>	<b>1.77</b>	<b>0.106</b>	<b>2.23</b>	<b>84.5</b>	<b>50,629</b>	<b>106.5</b>
<b>Hangar Flats</b>							
Low Sb Sulfide – Probable	5,167	1.34	0.018	1.65	6.9	954	8.5
High Sb Sulfide – Probable	3,095	1.92	0.369	4.85	5.9	11,407	15.0
<b>Hangar Flats Probable Mineral Reserves</b>	<b>8,262</b>	<b>1.56</b>	<b>0.150</b>	<b>2.85</b>	<b>12.9</b>	<b>12,361</b>	<b>23.5</b>
<b>West End<sup>(1)</sup></b>							
Oxide – Probable	4,749	0.54	-	0.87	2.6	-	4.1
Low Sb Sulfide – Probable	15,242	1.33	-	1.30	20.2	-	19.7
Transitional – Probable	25,839	1.03	-	1.49	26.6	-	38.5
<b>West End Probable Mineral Reserves</b>	<b>45,830</b>	<b>1.08</b>	<b>-</b>	<b>1.36</b>	<b>49.3</b>	<b>-</b>	<b>62.3</b>
<b>Historical Tailings<sup>(1)</sup></b>							
Low Sb Sulfide – Probable	1,832	1.16	0.166	2.86	2.1	3,036	5.2
High Sb Sulfide – Probable	855	1.16	0.166	2.86	1.0	1,417	2.4
<b>Historical Tailings Probable Mineral Reserves</b>	<b>2,687</b>	<b>1.16</b>	<b>0.166</b>	<b>2.86</b>	<b>3.1</b>	<b>4,453</b>	<b>7.7</b>
<b>Probable Mineral Reserves</b>							
Oxide – Probable	4,749	0.54	-	0.87	2.6	-	4.1
Low Sb Sulfide – Probable	59,856	1.55	0.013	1.54	92.9	7,555	92.0
High Sb Sulfide – Probable	14,181	1.96	0.422	4.61	27.8	59,888	65.4
Transitional – Probable	25,839	1.03	-	1.49	26.6	-	38.5
<b>Total Probable Mineral Reserves<sup>(2)</sup></b>	<b>104,625</b>	<b>1.43</b>	<b>0.064</b>	<b>1.91</b>	<b>149.9</b>	<b>67,443</b>	<b>200.0</b>
<b>Notes:</b>							
(1) Historical Tailings ore type classification is proportional to the pit-sourced mill feed during Historical Tailings processing.							
(2) Metal prices used for Mineral Reserves: \$1,600/oz Au, \$20.00/oz Ag, \$3.50/lb Sb.							
(3) Antimony values are reported only for ore scheduled in the mine plan that is classified as High Sb Sulfide.							
Mineral Reserves are reported from the reference point of delivery to the processing plant. These reserves are subject to variable metallurgical recoveries for gold, silver, and antimony depending on the host rock, process flowsheet, and product (i.e. doré bullion or antimony concentrate). The average recoveries into bullion are 87% for gold and 13% for silver. The average recoveries into antimony concentrate are 68% for antimony, 0.1% for gold, and 2% for silver.							
All numbers have been rounded in above table and may not sum correctly.							

## Mining Methods

The mine plan developed for the Project incorporates the mining of the three in situ deposits: Yellow Pine, Hangar Flats, and West End and their related development rock; and the re-mining of Historical Tailings along with its cap of spent heap leach ore. The general sequence of open pit mining would be Yellow Pine deposit first, Hangar Flats deposit second, and West End Deposit last. This sequence generally progresses from mining highest value ore to lowest value ore and accommodates the sequential backfilling the Yellow Pine and Hangar Flats open pits with material mined from West End open pit. Lower grade ore extracted during mining of the three pits is stockpiled and then processed during the operating life of the mill. The spent ore that overlies the Historical Tailings would be used as tailings storage facility (“TSF”) construction material and is treated as stripping. Most development rock would be sent to one of five destinations: the TSF embankment, the TSF buttress, the Yellow Pine pit as backfill, the Hangar Flats pit as backfill, or the Midnight area within the West End pit as backfill. The

Historical Tailings would be hydraulically transferred to the process plant during the first four years of operation, concurrent with mining and processing ore from the Yellow Pine open pit.

Mining at the Stibnite Gold Project would be accomplished using conventional open pit hard rock mining methods with a production fleet consisting of two 28-yd<sup>3</sup> hydraulic shovels, one 28-yd<sup>3</sup> wheel loader, and a fleet of approximately eighteen 150-ton haul trucks. Mining is planned to deliver 7.30 M tonnes of ore to the crusher per year (nominally 20 k tonnes per day) and approximately 22.1 M tonnes of development rock per year to DRSFs. Pre-stripping the open pits would begin two years prior to ore processing and open pit mining would continue until year 12 of operation. Once open pit mining is completed, the mining fleet will continue to provide ore to the mill from ore stockpiles until approximately the end of the first quarter in year 15. A total of 102 M tonnes of ore would be mined from the three open pits and an additional 2.7 M tonnes of historic tailings would be mined. Approximately 254 M tonnes of development rock would be mined from the three open pits for a total of 356 M tonnes mined from the open pits and an average strip ratio (waste:ore) of 2.5.

Long-term lower-grade ore stockpiles have been incorporated into the mine plan located for the most part within the footprint of the TSF buttress, thereby minimizing their incremental disturbance. The primary benefits to adding ore stockpile capacity are increased potential to optimize process ore feed value throughout the mine life, improved utilization of the Mineral Resource, reduced peak water treatment needs, reduced development rock tonnage and associated mining impacted water management. The stockpiling strategy is particularly significant during the first half of the mine life when Yellow Pine high value ore is mined at a rate greater than process plant throughput capacity. If stockpile capacity is not available, either the period-based cut-off value must increase resulting in ore converted to waste, or the mining rate reduced to align with process plant throughput capacity resulting in deferred access to high-value ore deeper in the open pit. The addition of long-term ore stockpiles allows for relatively high value ore mined from Yellow Pine open pit to be stockpiled and made available to process when lower value ore is being mined in West End open pit.

### ***Recovery Methods***

The process flowsheet for most of the Yellow Pine, Hangar Flats, and West End material uses bulk sulfide flotation to maximize recovery of gold to a sulfide concentrate amenable to treatment by pressure oxidation for materials assaying less than 0.1% antimony. High antimony materials would be first subject to a selective antimony flotation process, thereby producing a shippable antimony concentrate, with a gold-bearing bulk sulfide rougher concentrate to be floated from the antimony flotation tailings. Some of the oxidized West End ores are more transitional or free milling in nature, and an ore leaching process was developed to treat these materials. Testing was also conducted on samples of the historical (Bradley) tailings. This work showed the historical tailings could be processed using the same flowsheet as, and most likely as a blend with, fresh sulfide ores. A revised set of flotation models was developed for all ore bodies during the 2024 Basic Engineering studies. These models were developed using test results from the historical testwork programs and improved the predictability of the metallurgical performance.

Projected gold, silver and antimony recoveries vary by lithology, metal grade, sulfur content, mineralogy and oxidation state. Projected life of mine metal recoveries from low-antimony materials to a pyrite flotation concentrate averages 82.0% gold, 67.2% silver and 14.0% antimony. Projected life of mine metal recoveries for high-antimony materials to antimony sulfide concentrates average 71.6% antimony, 10.1% silver and 0.66% gold. Low reported antimony recovery for antimony reporting to the pyrite concentrates and low reported gold recoveries for gold reporting to the antimony concentrates are the result of misplacement of small amounts of antimony and gold bearing mineral phases to the respective concentrates. Sulfide material will be processed by flotation, concentrate pressure oxidation and cyanide leaching of the concentrate; transition material will be treated similarly; however, the flotation tailings will also be leached; oxide materials will just be leached. These projected recoveries differ slightly from the 2020 Feasibility Study based on updated and more refined analyses of test results completed during 2024 Basic Engineering. West End sulfide material is refractory while transition material has a significant free milling gold content.

Pressure oxidation testing results demonstrated that neutralization of acid inside the autoclave, or “in-situ acid neutralization” (“ISAN”) facilitates stabilization of arsenic in the pressure oxidation residue. Neutralization of acid inside the autoclave was accomplished by adding ground limestone in the pressure oxidation feed to control free acid and sulfate concentrations and limit the formation of jarosite and basic iron sulfates. Higher ferric concentrations available for scorodite formation and lower sulfate concentrations were found to inhibit pitticite (an unstable arsenic compound) formation. However, subsequent environmental geochemical testing completed on commingled flotation and detoxified cyanide leach tailings from the pilot plant indicated that arsenic destabilized at some point downstream of the pressure oxidation process. Further ISAN pressure oxidation tests with a terminal free acid of 8 to 13 mg/L of H<sub>2</sub>SO<sub>4</sub>, atmospheric arsenic precipitation, and a two-step neutralization procedure at an elevated temperature (92°C) by progressively adding limestone to achieve a pH of approximately 2 with a retention time of 4 to 5 hours produced a stable scorodite precipitate.

The pressure oxidation testing confirmed consistent gold recoveries in the 96.5-99.0% range. The Project’s process plant has been designed to process sulfide, transition and oxide material from the Yellow Pine, Hangar Flats, and West End

Deposits. The processing facility is designed to treat an average of 20,000 tonne/d, or 7.3 Mt/y. Additionally, the Historical Tailings would be reprocessed early in the mine life to recover precious metals and antimony, and to provide space for the TSF embankment and buttress.

The process operations include crushing, grinding, antimony and gold flotation, pressure oxidation, leaching and carbon-in-pulp (“CIP”) recovery, cyanide detoxification, carbon handling and pressure stripping, precious metal electrowinning, mercury retort removal, and doré bar production. Auxiliary operations include a plant to supply oxygen to the autoclave and mining, crushing, grinding, and limestone crushing and grinding circuit. A leaching, CIP recovery, and detoxification process is planned for late in the mine life to process crushed and ground oxide material and recover gold from the tailings of transitional (mixed oxide-sulfide) material. Two finished products from the Stibnite Gold Project ore processing facility will be doré bars and antimony-silver concentrate.

### ***Infrastructure***

The Project will require upgrades to existing offsite infrastructure such as roads and power supply, as well as onsite and offsite infrastructure additions such as worker accommodations, water management systems, and tailings management systems.

#### *Site Access*

The site is currently accessed by the Stibnite Road, (National Forest road NF-412), from the village of Yellow Pine, with three alternative routes up to that point. Alternative access via the Burntlog Route was developed over several other possible alternatives because it provides safer year-round access for mining operations, reducing the proximity of roads to major fish-bearing streams, and this route respects the advice and privacy of community members close to the Project location. The route originates from the intersection of Highway 55 and Warm Lake Road and is approximately 71 miles long. The route consists of 34 miles of existing highway (Warm Lake Road), 23 miles of upgraded road, and 14 miles of new road. The 37 miles of new and upgraded road has a design speed of 20 mph, maximum 10% grade, a 21-foot width, and intermediate-sized tractor trailer loading criteria. A maintenance facility along the route is designed for a location on the southern section.

A through-site public access route will replace the current access through the Stibnite Gold Project site during mine operations. A new 16-foot-wide gravel road is planned to provide public access from Stibnite Road to Thunder Mountain Road through the mine site.

#### *Logistics Facility*

The offsite administrative offices, transportation hub, warehousing and Assay laboratory needed for the Project, referred to as Stibnite Gold Logistics Facility (“SGLF”), will be located on private land in Valley County, with easy access to State Highway 55. The SGLF will include offices for managers, safety and environmental services, human resources, purchasing and accounting personnel. Operating supplies for the mine will be staged and consolidated at the SGLF to reduce traffic to the site.

#### *Power Supply and Transmission*

Grid power planned for the Project needs to be upgraded to support the approximately 65-megawatt load including upgrading approximately 63 miles of existing powerlines to 138 kV and approximately 9 miles of new 138 kV line. The 138-kV line would be routed to the Project’s main electrical substation where transformers would step the voltage down to the distribution voltage of 34.5 kV.

#### *Worker Accommodations*

A new worker housing facility (camp) is planned approximately 2 miles south of the ore processing plant area to provide accommodations for most of the construction workforce and for the operations workforce. Leased accommodation units are planned during peak construction activity and would be demobilized following construction since the peak construction accommodation requirements (approximately 1,000 workers) are much greater than the operations requirements of approximately 400 workers on the site.

#### *Water Management*

Perpetua Resources has planned a water management system that protects or improves water quality in Project-area streams and provides water for ore processing, fire protection, exploration activities, surface mining (dust control), and potable water needs. These water management activities are subject to conditions imposed pursuant to the Modified Mine Plan approved by the USFS in the ROD and related regulatory documentation issued under NEPA and to water rights granted to Perpetua pursuant to an order of the IDWR. Additional federal and state permits required to be obtained for the Project may affect the Company’s water management activities.

The key water management consideration for the Project site is the large amount of snowmelt runoff during the months of April through June, making spring melt the critical time for water management, storage, and treatment. Surface water that has the potential to introduce mining- and process-related contaminants (contact water) will be kept separate from surface water

that originates from undisturbed, uncontaminated ground (non-contact water). This will be accomplished by diverting clean water around mine facilities and collecting and reusing, evaporating, or treating and discharging contact water.

The water needed for ore processing is planned to come from meteoric and tailings consolidation water reclaimed from the TSF, water from pit dewatering, contact water, groundwater wells, and a surface intake near the upstream portal of the East Fork South Fork Salmon River (“EFSFSR”) diversion tunnel. Contact water from the pits, stockpiles, TSF buttress, truck shop, ore processing facilities, and legacy materials exposed during construction would be collected in lined ponds or in-pit sumps for later use in ore processing, dust control, or treatment for discharge. Excess dewatering water not used for ore processing would be treated, if required, and discharged to a surface outfall.

Major water diversions include construction of a tunnel and fishway to divert the EFSFSR and provide fish passage around the Yellow Pine pit, and surface diversions of Meadow Creek at the TSF, TSF Buttress, and Hangar Flats pit.

### *Tailings Management*

The Project is projected to produce approximately 120 million tons of tailings solids. The tailings would contain trace amounts of cyanide and metals (including arsenic and antimony), so a fully lined containment facility utilizing a composite liner is proposed to isolate the tailings and process water.

The TSF would consist of a rockfill embankment, a fully lined impoundment, and appurtenant water management features including a surface diversion of Meadow Creek and its tributaries around the facility. A rockfill buttress abutting the TSF embankment would substantially enhance embankment stability. Historical spent heap leach ore would be reused in TSF construction, in locations isolated from interaction with water, but the majority of the rockfill would be development rock sourced from the open pits. Design criteria were established based on the facility size and risk using applicable dam safety and water quality regulations and industry best practice for the TSF embankment on a standalone basis; the addition of the buttress substantially increases the safety factor for the design to at least double the minimum requirements. The TSF impoundment, embankment, and associated water diversions would occupy approximately 420 acres at final buildout, with an approximately 480-foot ultimate height.

### *Capital and Operating Costs*

Capital expenditures or capital costs (“CAPEX”) and operating expenditures or operating costs (“OPEX”) estimates as of December 31, 2024 were developed in connection with the completion of Basic Engineering and ongoing Detailed Engineering Work, and were presented in the Financial Update based on fourth quarter 2024, un-escalated U.S. dollars. Vendor quotes were obtained for all major equipment and operating consumables. Most costs were developed from first principles, although some were estimated based on factored references and experience with similar projects elsewhere. Reclamation financial assurance costs are not included in the capital costs. The CAPEX and OPEX estimates are forward-looking statements and remain subject to the risks and uncertainties set forth in the section titled “*Cautionary Note Regarding Forward-Looking Statements*” at the beginning of this Annual Report.

#### *Capital Costs*

The Project CAPEX estimate includes four components: (1) the initial CAPEX, including indirect and project costs to design, permit, pre-strip, construct, and commission the mine, plant facilities, ancillary facilities, utilities, operations camp, and pre-production on and off site restoration and environmental mitigation; (2) the sustaining CAPEX for mine costs, such as facilities expansions and other on-site and off-site infrastructure, mining equipment replacements, expected replacements of process equipment and ongoing concurrent restoration and environmental mitigation activities during the operating period; (3) working capital to cover delays in the receipts from sales and payments for accounts payable and financial resources tied up in inventory; and (4) closure CAPEX to cover post operations reclamation and restoration and water treatment costs. Initial and working capital are the two main categories that need to be available to construct the Project.

The CAPEX estimate includes direct mining equipment and pre-stripping costs, process plant costs, on-site infrastructure such as the TSF and the operations camp, and off-site infrastructure such as the power transmission line, the mine access road, the SGLF, and reclamation and closure costs. The initial CAPEX includes indirect costs for detailed design and engineering, land acquisition, some environmental mitigation, and other costs. Initial CAPEX also includes an estimate of contingency based on the accuracy and level of detail of the cost estimate. The purpose of the contingency provision is to make allowance for uncertain cost elements that may occur but are not included in the cost estimate. These cost elements include uncertainties concerning completeness, accuracy and characteristics or nature of material takeoffs, accuracy of labor and material rates, accuracy of labor productivity expectations, and accuracy of equipment pricing. The CAPEX estimates are considered to have an accuracy range of -10% to +15%. Additional assumptions that were used to estimate CAPEX are presented in the TRS and Financial Update.

The table below provides a summary of CAPEX estimates for the Project.

Component	Initial CAPEX <sup>1</sup> (US\$M)	Sustaining CAPEX (US\$M)	Closure CAPEX <sup>2</sup> (US\$M)	Total CAPEX <sup>3</sup> (US\$M)
Direct Costs - Mine Costs	\$183.6	\$215.4	--	\$399.0
Direct Costs - Processing Plant	643.7	88.1	--	731.8
Direct Costs - On-Site Infrastructure	336.3	287.8	--	624.1
Direct Costs - Off-Site Infrastructure	295.5	0.4	--	295.9
Indirect Costs and Project Delivery	348.8	--	--	348.8
Mitigation, Monitoring and Closure	11.5	106.0	118.1	235.5
Owner's Costs	227.9	--	--	227.9
Contingency and Sales Tax	201.1	25.8	--	226.9
Sub-total CAPEX <sup>3</sup>	\$2,248.5	\$723.5	118.1	\$3,090.0
Pre-Production Revenue	(33.6)	--	--	(33.6)
<b>Total CAPEX<sup>3</sup></b>	<b>\$2,214.8</b>	<b>\$723.5</b>	<b>118.1</b>	<b>\$3,056.4</b>
<p>(1) Initial Capital ("Initial CAPEX") includes capitalized preproduction and is presented net of pre-production revenue assuming a price of \$2,100/oz gold.</p> <p>(2) Defined as non-sustaining reclamation and closure costs in the post-operations period.</p> <p>(3) Not all values may sum due to rounding.</p>				

#### Operating Costs and All-In Costs

The Project OPEX estimate includes mine operating costs, process plant operating costs, and general and administrative ("G&A") costs. Cash Costs consist of mining costs, processing costs, mine-level G&A and by-product credits. Cash Costs, expressed in dollars per short ton (\$/ton) milled or dollars per troy ounce of gold (\$/oz Au) produced, are typically expressed after by-product credits (from antimony concentrate sales) and are calculated based on consensus pricing as of December 31, 2024. Total Cash Costs consist of Cash Costs, royalty costs, treatment costs, refining costs, and transportation costs. The All-In Sustaining Costs ("AISC") includes Cash Costs plus sustaining capital costs. A summary of these Project costs is presented below. The assumptions that were used to estimate OPEX are presented in the TRS and Financial Update. Cash Costs, Total Cash Costs and AISC are projected non-GAAP financial measures and are not historical measures of financial performance and are not presented in accordance with GAAP. For more information regarding financial measures not prepared in accordance with GAAP, see "Non-GAAP Financial Measures" at the end of Item 2. These non-GAAP measures are forward-looking statements and remain subject to the risks and uncertainties set forth in the section titled "Cautionary Note Regarding Forward-Looking Statements" at the beginning of this Annual Report.

Component	Early Production Years 1-4		Life-of-Mine Years 1-15	
	(US\$/ton milled)	(US\$/oz Au)	(US\$/ton milled)	(US\$/oz Au)
Mine Operating Costs	\$13.3	\$234.2	\$10.2	\$278.5
Mill Processing Costs	13.4	234.7	13.2	362.0
Mine-Level G&A Costs	4.3	72.4	4.3	117.0
By-Product Credits <sup>2</sup>	(18.5)	(324.1)	(8.0)	(220.4)
<b>Cash Cost Net of By-Products<sup>2, 3, 5</sup></b>	<b>\$12.5</b>	<b>\$217.2</b>	<b>\$19.7</b>	<b>\$537.1</b>
Offsite Charges <sup>4</sup>	0.3	4.7	0.1	4.0
Royalties <sup>2</sup>	2.1	36.5	1.5	42.1
<b>Total Cash Cost Net of By-Products<sup>2, 3, 5</sup></b>	<b>\$14.9</b>	<b>\$258.3</b>	<b>\$21.3</b>	<b>\$583.2</b>
Sustaining Capital Costs	10.1	177.0	6.3	173.1
<b>All-In Sustaining Cost (AISC)<sup>2, 3, 5</sup></b>	<b>\$24.9</b>	<b>\$435.3</b>	<b>\$27.6</b>	<b>\$756.3</b>
<p>(1) The Financial Update assumes 100% equity financing. Cost estimates are based on fourth quarter 2024 prices and power costs of US\$0.059 per kilowatt-hour (kWh). Production and technical assumptions consistent with 2020 Feasibility Study.</p> <p>(2) Consensus prices used in the calculation of by-product credits and royalties are defined as \$2,100/oz gold, \$10.00/lb antimony, and \$27.00/oz silver based on a broad range of investment bank forecasts as of December 2024.</p> <p>(3) See <i>Non-GAAP Financial Measures</i> at the end of Item 2.</p> <p>(4) Offsite Charges consists of treatment costs, refining costs, and transportation costs.</p> <p>(5) Not all values may sum due to rounding.</p>				



### ***Mineral Resource and Reserve Internal Controls***

Perpetua Resources' field work on the Project from 2009 to 2015, including drilling, was carried out under the supervision of Christopher Dail, CPG and Richard Moses, CPG, who were Perpetua Resources' senior geologists responsible for certain aspects of the programs during the periods they were employed by Perpetua Resources. Field work, including drilling, completed in 2015-2017 was carried out under supervision of Kent Turner, independent senior geology consultant and SME-Registered Member, and Austin Zinsser, Perpetua Resources' Senior Resource Geologist and SME-Registered Member. The general mineral resource estimation methodology for all deposits involved the following procedures:

- generation of updated geological models and review of structural controls on mineralization;
- database verification and validation;
- exploration data analysis, compositing and evaluation of outliers;
- construction of estimation domains for gold, antimony and silver;
- spatial statistics and geostatistical analysis;
- block modeling and grade interpolation;
- mineral resource classification and validation;
- assessment of "reasonable prospects for eventual economic extraction;" and
- preparation of the mineral resource statement.

Quality Assurance/Quality Control program results do not indicate any problems with the analytical programs. Independent data audits have been conducted and indicate that the sample collection and database entry procedures are acceptable. All core samples have been catalogued and stored in designated areas.

Mineral resources and mineral reserves are estimates that are imprecise and depend upon geologic interpretation and statistical inferences drawn from drilling and sampling analysis, which may prove to be unreliable. See *Risk Factors – "Perpetua Resources' mineral resource and mineral reserve estimates may not be indicative of the actual gold or other minerals that can be mined."*

### ***Non-GAAP Financial Measures***

To provide investors with additional information in connection with our economic analysis as determined in accordance with accounting principles generally accepted in the United States of America ("U.S. GAAP"), we disclose certain projected non-GAAP financial measures. The projected non-GAAP financial measures include expected Cash Costs, Total Cash Costs, AISC, Average Annual EBITDA and Annual Average Free Cash Flow ("FCF") with respect to the expected results of the Project as presented in the Financial Update.

We define "Total Cash Costs" as the sum of Cash Costs, royalty costs, treatment costs, refining costs, and transportation costs; we define "All-In Sustaining Costs" as the sum of Total Cash Costs and sustaining capital costs (all costs required to sustain operations); we define earnings before interest, taxes and depreciation and amortization ("EBITDA") as total revenue minus operating costs, offsite charges and royalties; we define "Free Cash Flow" as EBITDA as adjusted for changes in net working capital, all capital expenditures (initial, sustaining, and closure capital expenditures), and salvage value; and we define After-Tax FCF as FCF less taxes payable. FCF does not entirely represent cash available for discretionary expenditures due to the fact that the measure does not deduct payments required for debt service and other items. Annual averages of non-GAAP measures represent the total value of the non-GAAP measure divided by the number of years during the forecast period.

We believe the projected non-GAAP financial measures included in this Annual Report on Form 10-K provide additional meaningful comparisons between the Company's economic analysis and its peer companies. These projected non-GAAP financial measures are not historical measures of financial performance and are not presented in accordance with U.S. GAAP. They may exclude items that will be significant in understanding and assessing our financial results. Therefore, these measures should not be considered in isolation or as an alternative or superior to GAAP measures. You should be aware that our presentation of these measures have no standardized meaning under U.S. GAAP and may not be comparable to similarly-titled measures used by other companies.

As the Project is not in production, the prospective non-GAAP financial measures are based on the estimated revenues, costs and other metrics set forth in the Financial Update, and are subject to the assumptions, qualifications and exceptions set forth in the TRS, as updated by the Financial Update. See the economic model included as Exhibit 99.1 hereto for additional information regarding these measures. The economic model included in the Financial Update is not a true cash flow model as defined by financial accounting standards but rather a representation of Project economics at a level of detail appropriate for a feasibility study level of engineering and design. As such, the projected non-GAAP measures included in this Annual Report cannot be reconciled to comparable U.S. GAAP measures without unreasonable effort.

### **Item 3. Legal Proceedings.**

The Corporation and its subsidiaries have been parties to an ongoing legal proceeding with the Nez Perce Tribe for claimed violations of the CWA allegedly linked to historical mining activities. In August 2019, the Nez Perce Tribe filed suit in the United States District Court for the District of Idaho. The Company filed an answer generally denying liability and later, the court allowed the Company to amend and file a third-party complaint against the Forest Service. The Company also filed a separate CWA citizen suit against the USFS alleging that several of the point source discharges, as alleged by the Nez Perce Tribe in its complaint, were occurring on lands owned and controlled by the United States government.

Pursuant to the terms of the voluntary ASAO executed in January 2021 with the U.S. EPA and the USDA, the Company agreed to dismiss its pending actions against the Forest Service without prejudice. On August 8, 2023, the Company and the Nez Perce Tribe filed a final Settlement Agreement (the "Settlement Agreement") to resolve the tribe's CWA litigation. The parties jointly asked the court to approve the Settlement Agreement and dismiss the case without prejudice. The Settlement Agreement provides for total payments of \$5.0 million by Perpetua over a four-year period. This includes \$4.0 million of contributions by Perpetua to a South Fork Salmon Water Quality Enhancement Fund (the "Fund") to be used by the Nez Perce Tribe to support water quality improvement projects in the South Fork Salmon River watershed and \$1.0 million of reimbursements to the Nez Perce Tribe for legal expenses. Following a 45-day review period by the United States Justice Department and the U.S. EPA, the U.S. District Court for the District of Idaho approved the Stipulation for Dismissal and entered a Judgment on October 2, 2023, which resulted in the CWA lawsuit being dismissed without prejudice. Under the Settlement Agreement, the Company anticipates that a dismissal with prejudice is contemplated after completion of Perpetua's required payments. All required payments to date have been made timely pursuant to the terms of the settlement. As of December 31, 2024, the current portion of the settlement was \$1,000,000 with the remaining \$2,000,000 classified as long-term. See Note 9e to the Consolidated Financial Statements.

Certain of the Company's property interests in the Project site are also subject to existing judicial consent decrees entered into by third parties and various governmental entities. These consent decrees, which impose environmental liability and remediation responsibilities on third parties, apply to certain mining claims and mill sites acquired by Perpetua from those third parties. Under the consent decrees, Perpetua is required to grant access to certain Project site areas by regulatory agencies and allow remediation activities to proceed if necessary and preserve the integrity of previous response actions. Several of the Company's patented claims in the Hangar Flats and Yellow Pine properties are also subject to a consent decree which requires Perpetua to cooperate with the U.S. EPA and the USFS to implement appropriate response activities.

Additionally, following the USFS' publication of the ROD and FEIS authorizing the Modified Mine Plan for the Project, claims were filed against the USFS, the USDA and other federal agencies on February 18, 2025 in the United States District Court for the District of Idaho by a number of claimants, including Save the South Fork Salmon, the Idaho Conservation League and other non-governmental organizations, alleging violations of NEPA and other federal laws in the regulatory process. Among other remedies, the claimants seek to vacate the ROD, FEIS, Final Biological Opinions and Project approvals and enjoin any further implementation of the Project. PRII has filed a motion with the court to intervene in this lawsuit. The Company believes the federal permitting process was conducted thoroughly and completely by the relevant federal regulatory agencies. However, there can be no assurance that the ROD, FEIS, and other Project approvals will be upheld upon judicial review.

### **Item 4. Mine Safety Disclosures.**

Pursuant to Section 1503(a) of the Dodd-Frank Act, issuers that are operators, or that have a subsidiary that is an operator, of a coal or other mine in the United States are required to disclose specified information about mine health and safety in their periodic reports. These reporting requirements are based on the safety and health requirements applicable to mines under the Federal Mine Safety and Health Act of 1977 (the "Mine Act") which is administered by MSHA. During the fiscal year ended December 31, 2024, the Company and its subsidiaries were not subject to regulation by MSHA under the Mine Act and thus no disclosure is required under Section 1503(a) of the Dodd-Frank Act.

## PART II

### **Item 5. Market for Registrant's Common Equity, Related Stockholder Matters and Issuer Purchases of Equity Securities.**

#### **Market Information**

Our common shares are traded on the TSX under the symbol "PPTA" and on the Nasdaq under the symbol "PPTA".

#### **Holders of Record**

As of March 7, 2025, there were 71,254,626 common shares outstanding and 35 shareholders of record.

#### **Dividends**

The Corporation has not paid any dividends or distributions on its common shares since its incorporation. Any decision to pay dividends on common shares in the future will be made by the board of directors of the Corporation (the "Board") on the basis of the earnings, financial requirements and other conditions existing at such time.

#### **Recent Sales of Unregistered Securities; Issuer's Purchases of Equity Securities**

None.

#### **Use of Proceeds from Registered Securities**

None.

#### **Item 6. Reserved.**

Not applicable.

## **Item 7. Management’s Discussion and Analysis of Financial Condition and Results of Operations.**

*You should read the following discussion and analysis of our financial condition and results of operations as of December 31, 2024 and 2023 and for the fiscal years then ended together with our consolidated financial statements and related notes and other financial information appearing in this Annual Report. Some of the information contained in this discussion and analysis or set forth elsewhere in this Annual Report, including information with respect to our plans and strategy for our business, operations, and product candidates, includes forward-looking statements that involve risks and uncertainties. You should review the sections of this Annual Report captioned “Risk Factors” and “Cautionary Note Regarding Forward-Looking Statements” for a discussion of important factors that could cause our actual results to differ materially from the results described in or implied by the forward-looking statements contained in the following discussion and analysis.*

### **Overview**

Perpetua Resources (formerly Midas Gold Corp.) was incorporated on February 22, 2011 under the *Business Corporations Act* (British Columbia) (the “BCBCA”). The Corporation was organized to hold shares in wholly owned subsidiaries that locate, acquire, develop and restore mineral properties located principally in the Stibnite – Yellow Pine mining district in Valley County, Idaho, USA. The Corporation’s principal asset is 100% ownership in subsidiaries that control the Stibnite Gold Project. The Corporation currently operates in one segment: mineral exploration in the United States. The registered office of Perpetua Resources is Suite 1008-550 Burrard St, Vancouver, BC, V6C 2B5, Canada and the corporate head office is located at 201-405 S 8th St, Boise, ID 83702, USA.

### **2024 Key Highlights**

- Zero lost time incidents or reportable environmental spills.
- Held 2024 Annual General Meeting and shareholders voted in favor of all proposals.
- Published 2023 Sustainability Report, the Company’s eleventh annual sustainability report.
- Appointed mining industry veteran Jonathan Cherry as new President and CEO, and as a Director.
- Received \$8.5 million in cash from Franco-Nevada through a new royalty agreement for net smelter return royalty on future payable silver production from the Project properties.
- Awarded additional funding of up to \$34.4 million under the Technology Investment Agreement (“TIA”) under Title III of the Defense Production Act (“DPA”).
- Received indication for up to \$1.8 billion financing from the Export-Import Bank of the United States (“U.S. EXIM”) for the Project.
- United States Forest Service (“USFS”) published the Final Environmental Impact Statement (“FEIS”) and issued a Draft Record of Decision (“DROD”) for the Project.
- Closed \$33.6M equity financing in November.
- Announced agreements with Sunshine Silver and U.S. Antimony in December to advance domestic antimony supply chain.

### **Recent Highlights**

- USFS issued the Final Record of Decision (“ROD”) for the Project on January 3, 2025.
- Successful completion of Basic Engineering and publication of Financial Update (as defined herein) of the Stibnite Gold Project.
- Executed procurement contract with Idaho Power to begin down payments on several critical long-lead power line items.

### **2025 Outlook and Goals**

Perpetua Resources’ vision is to provide the United States with a domestic source of the critical mineral antimony, develop one of the largest and highest-grade open pit gold mines in the country and restore an abandoned brownfield site. In 2025, Perpetua Resources is focused on receiving the final permits for the Stibnite Gold Project to support a construction decision in 2025 and advancing execution planning to prepare the Project to be construction-ready once all required permits are received.

### **NEPA Permitting Update**

On September 6, 2024, the USFS published the FEIS and a DROD for the Stibnite Gold Project. The FEIS analyzes the potential environmental effects and benefits of the mining and reclamation activities proposed as part of the Stibnite Gold Project. The DROD outlined the USFS’s proposed decision to authorize the Modified Mine Plan and to approve a special use authorization for transmission line upgrades and installation of a new power transmission line with supporting infrastructure. On January 3, 2025, the USFS published the ROD and FEIS Errata authorizing the Modified Mine Plan for the Project. Per the requirements of the FEIS and ROD, numerous plans comprising the suite of Environmental Monitoring and Management

Plans are in process and will incorporate Project updates as well as required mitigation measures, environmental protection measures, financial assurance, and design features. This will include preparation of a Final Mine Plan of Operations.

Following the USFS' publication of the ROD and FEIS authorizing the mine plan for the Project, claims were filed against the USFS, USDA, and other federal agencies on February 18, 2025 in the United States District Court for the District of Idaho by a number of claimants, including Save the South Fork Salmon, the Idaho Conservation League and other non-governmental organizations, alleging violations of NEPA and other federal laws in the regulatory process. Among other remedies, the claimants seek to vacate the ROD, FEIS, Final Biological Opinions and Project approvals and enjoin any further implementation of the Project. PRII has filed a motion with the court to intervene in this lawsuit. The Company believes the federal permitting process was conducted thoroughly and completely by the relevant federal regulatory agencies. However, there can be no assurance that the ROD, FEIS, and other Project approvals will be upheld upon judicial review.

The Company's CWA Section 404 permit application, proposed Compensatory Mitigation Plan, and associated financial assurance remain under review by the Army Corps after the public comment period ended in October 2023. The Army Corps has been a part of the review process as a cooperating agency since the Company began the federal NEPA process and has been formally evaluating the Section 404 permit application since 2023. The Section 404 permit is the last remaining federal permit required to be issued prior to a construction decision. Perpetua expects the permit to be issued in the first half of 2025. For additional detail regarding the NEPA process, including ongoing challenges to the ROD, see *Item 1, Business – Permitting and Environmental Matters*.

### ***Ancillary Permitting Update***

With receipt of the ROD, the Corporation is focused on advancing the Project towards a construction decision, including finalizing the remaining federal and state permits and securing project financing. Recent permitting updates include:

- The U.S. Fish and Wildlife Service issued its Final Biological Opinion on September 6, 2024 and the National Marine Fisheries Service issued its Final Biological Opinion on October 7, 2024.
- In May 2024, the Idaho Department of Environmental Quality ("IDEQ") issued its final CWA Section 401 Water Quality Certification for the Project (the "Certification"). In the third quarter of 2024, certain parties initiated a state administrative challenge to the Certification that will require a contested case hearing on certain issues. IDEQ recently filed an extension request in this proceeding that will require rescheduling of the hearing date that had been set for April 2025. The new hearing date has not yet been set.
- IDEQ issued a Clean Air Act Permit to Construct ("PTC") in 2022 that was followed by certain state administrative challenges. In the third quarter of 2024, the Board of IDEQ issued an order remanding the PTC for a contested case hearing on certain matters. The hearing was held in October 2024 and the hearing officer issued his decision January 7, 2025 finding in favor of IDEQ and Perpetua on all issues. The petitioners in the contested case subsequently filed an appeal to the IDEQ Board, which has scheduled oral argument on the appeal for April 2025.
- The Company received a completeness determination from IDEQ on November 2, 2024 for the Project's cyanidation facility permit and a completeness determination from Idaho Department of Lands on November 6, 2024 for the Project's cyanidation facility Permanent Closure Plan. On January 1, 2025, the IDEQ completed the Accuracy and Protectiveness Review for certain portions of the permit application and issued a draft cyanidation permit with respect to those portions for a 60-day public comment period.
- On January 24, 2025, the Director of the IDWR issued a final order granting the Company's application for certain water rights to be used in connection with the Project.
- The Idaho Ground Water Management Final Point of Compliance determination was issued in August 2023 and the Company submitted the required groundwater sampling and well installation plans in October 2023.
- The Company submitted a Tailings Storage Facility ("TSF") dam safety application to Idaho Department of Water Resources ("IDWR") in July 2023. IDWR sent a letter of conditional approval for the Company's Stage 1 TSF in October 2023.

Previously submitted permit applications are continuing through the administrative review process. These include applications and plans to IDEQ for the Idaho Pollutant Discharge Elimination System discharge permits, to IDWR for financial assurance, and to IDWR for a stream alteration permit.

### ***Department of Defense Funding***

In September 2022, Perpetua Resources was awarded two funding grants of \$100,000 each from the U.S. Department of Defense ("DOD") Defense Logistics Agency ("DLA") under the DLA's "Production of Energetic Materials and Associated Precursors" Small Business Innovation Research ("SBIR") grant solicitation to study the domestic production of military-grade antimony trisulfide, an essential component in ammunition and dozens of other defense materials. As described in the grant's objective, the program is focused on reducing "foreign reliance and single points of failure for the domestic manufacturing of

energetic materials” through the development of a domestic source. After a competitive review process, Perpetua Resources was awarded SBIR Phase 1 funding of \$100,000 under each of the two programs. Under the DLA grants, Perpetua Resources evaluated whether antimony from the Stibnite Gold Project can meet military specifications (“mil-spec”) and also evaluated alternate methods for synthesizing antimony trisulfide. During the years ended December 31, 2024 and 2023, \$nil and \$124,997, respectively, was recognized as grant income for these grants. The programs were complete in September 2023 and no further grant income is anticipated under these grants.

In December 2022, Perpetua Resources was awarded an undefinitized TIA of up to \$24.8 million under Title III of the DPA. On July 25, 2023, the TIA was definitized with the DOD, establishing the full not-to-exceed amount of \$24.8 million and on May 2, 2024, the TIA was modified with an additional \$34.4 million in funding, bringing the total amount of available funding under the TIA to \$59.2 million. The funding objective of the TIA, issued by the Air Force Research Laboratory, is to complete environmental and engineering studies necessary to obtain a FEIS, a ROD, and other ancillary permits to sustain the domestic production of antimony trisulfide capability for defense energetic materials. The DPA funding allows the Company to advance the construction readiness of the Stibnite Gold Project while the Company continues through the ongoing permitting process, led by the USFS. Under the funding agreement, Perpetua Resources may request reimbursement for certain costs incurred through June 16, 2025 related to environmental baseline data monitoring, environmental and technical studies and other activities related to advancing Perpetua’s construction readiness and permitting process for the Stibnite Gold Project. The DPA funding does not interrupt the completed and ongoing permitting process. The TIA contains customary terms and conditions for technology investment agreements, including ongoing reporting obligations. Perpetua Resources is evaluating other U.S. government funding opportunities, including programs available through the DOD. During the year ended December 31, 2024, \$33,619,111 was recognized as grant income related to the TIA. The Company anticipates recognizing the remaining funds of approximately \$10,000,000 as reimbursement for expenses expected to be incurred through June 16, 2025. During the year ended December 31, 2024, the Company was reimbursed \$32,468,545 for certain costs incurred.

On August 18, 2023, the Company’s wholly owned subsidiary, Perpetua Resources Idaho, Inc. was awarded an Ordnance Technology Initiative Agreement (“OTIA”) of up to \$15.5 million under the Prototype Other Transaction authority of the DOD through the DOD Ordnance Technology Consortium (“DOTC”). The OTIA will build on research conducted under a previously announced Small Business Innovation Research Grant. The funding objective of the OTIA is to demonstrate a fully domestic antimony trisulfide supply chain using ore from the Stibnite Gold Project site. The OTIA designates funding to the Company to conduct activities to meet this objective, including obtaining additional core samples from the Project site, conducting a pilot plant study to produce mil-spec antimony trisulfide from the samples, designing a full-scale process circuit, and delivering a modular pilot plant for the DOD to use in further investigations. Under the OTIA, the Company will be reimbursed for these activities on a cost-plus, fixed-fee basis over the 24-month period of performance. As of December 31, 2024, the current estimated amount of available funding was \$15.5 million, which is subject to adjustment by the DOD based on scope, costs, budget, or other factors as the program advances. Perpetua will be entitled to reimbursement for all costs incurred under the agreement, with the negotiated fee being 12%. The OTIA contains customary terms and conditions for OTIAs, including ongoing reporting obligations. During the year ended December 31, 2024, \$3,745,935 was recognized as grant income related to the OTIA. The Company anticipates recognizing approximately \$6,400,000 of additional grant income in 2025. During the year ended December 31, 2024, the Company was reimbursed \$4,941,834 for certain costs incurred and received a 12% fee of \$593,020.

### ***Construction Readiness Activities***

The Company is advancing construction readiness activities in parallel with the permitting process. Recent updates include:

- Appointed mining industry veteran Jonathan Cherry as new President and CEO;
- Appointed Vice President of Projects to lead the Stibnite Gold Project;
- Executed construction manager general contractor contract with Ames Construction, while advancing constructability reviews, value engineering studies, and detailed engineering for the Burntlog Route, the Company’s proposed access route, with Ames and the road design consultants;
- Continued power line detailed scoping and engineering with Idaho Power, who has engaged Kiewit, and identified and initiated procurement of long-lead items required for power line construction;
- Ausenco Engineering USA South Inc. (“Ausenco”) was awarded Basic and Value Engineering Scope for the Stibnite Gold Project and Basic Engineering work was completed with updated Capital and Operating Costs;
- Hired key subject matter experts for the Owner’s Team to guide Basic Engineering and overall construction readiness;
- Commencement of detailed engineering studies with Ausenco;
- Agreements with Sunshine Silver and U.S. Antimony signed in December 2024 to advance domestic antimony supply chain; and

- Awarded early contractor involvement contracts to Ames, Ledcor and Sundt for early works planning and execution plan development.

On February 13, 2025, Perpetua entered into an agreement with Idaho Power Company (“IPCo”) to begin procurement of long lead equipment required to increase the electrical capacity to the plant. This is an important step to ensure parts are available for installation under a future construction agreement. Under the terms of the agreement, Perpetua is responsible for paying all costs incurred by IPCo as they procure new equipment from vendors with an estimated cost of \$90.2 million. All contractual commitments of \$1.0 million or greater must be approved by Perpetua prior to IPCo entering a binding contractual commitment with a vendor. The initial payment of \$18.8 million was paid following execution and remaining payments are expected to be made quarterly through 2027. Payment dates and amounts may be adjusted to reflect specific contracts entered into by IPCo. If the agreement is terminated, IPCo will use commercially reasonable efforts to mitigate cancellation costs and recover value prior to the final true-up payment by Perpetua or refund to Perpetua.

#### ***Franco-Nevada Silver Royalty***

On March 21, 2024, the Company entered into a royalty agreement with a wholly owned subsidiary of Franco-Nevada Corporation (“Franco-Nevada”) pursuant to which Perpetua, through its subsidiaries, sold Franco-Nevada a royalty on the future payable silver production from the Project in exchange for a cash payment of \$8.5 million. Silver represents less than 0.3% of projected life-of-mine revenue in the 2020 Feasibility Study. Under the agreement, Franco-Nevada will receive all of the payable silver by-product revenue over the life-of-mine, subject to the terms of the agreement. Perpetua intends to use the proceeds for general corporate purposes.

#### ***Liquidity***

The Company’s latest liquidity forecast indicates that available cash resources for expenses not eligible for reimbursement under the DPA funding are expected to be exhausted in the third quarter of 2025. The Company expects to incur other costs in the foreseeable future that are not eligible for DPA funding reimbursement and may incur unanticipated increases to costs as a result of inflation, increased fuel or labor costs or other factors. Furthermore, only approximately \$10 million remained available for reimbursement under the TIA as of December 31, 2024, and costs must be incurred on or before June 16, 2025 to be eligible for reimbursement. Once such funding is exhausted or has expired, the Company will need to seek new funding sources for expenses currently reimbursed through the DPA funding. The Company continues to explore various funding opportunities, which may include the issuance of additional equity, new debt, or project specific debt; government funding; and/or other financing or strategic opportunities. In particular, the Company has engaged RBC Capital Markets and Endeavour Financial to assist with the evaluation of potential strategic and financing opportunities and to support the Company’s application process in connection with the U.S. EXIM \$1.8 billion Letter of Interest received in April 2024. Any such financing or strategic transaction, or any funding commitment from U.S. EXIM, will be subject to due diligence, the negotiation of funding terms and other conditions, and there can be no assurance of the amount, timing or nature of any such financing or strategic transaction, if any, and any such financing or strategic transaction may not be consummated at all. Additionally, the potential costs of obtaining such financing or any strategic transaction can be significant and may put additional strains on our cash flows. Absent additional financing, the Company would no longer be able to meet its ongoing obligations or advance construction readiness activities. See “—*Liquidity and Capital Resources*” for more information.

The forward-looking information contained in this section is subject to the risk factors and assumptions contained in the “*Cautionary Note Regarding Forward-Looking Statements*” and “*Risks Factors*” sections.

## Results of Operations

Year Ended December 31, 2024 Compared to the Year Ended December 31, 2023

	Years ended December 31,	
	2024	2023
<b>EXPENSES</b>		
Corporate salaries and benefits	\$ 2,427,506	\$ 1,770,351
Depreciation	119,572	83,741
Directors' fees	425,956	369,142
Exploration	45,291,495	29,907,708
Environmental liability expense	1,524,002	898,173
CWA settlement expense	-	5,000,000
General and administration	589,305	614,348
Gain on disposal of buildings and equipment	(13,333)	(25,000)
Professional fees	1,243,744	1,161,797
Shareholder and regulatory	517,888	493,948
<b>OPERATING LOSS</b>	<u>52,126,135</u>	<u>40,274,208</u>
<b>OTHER EXPENSES (INCOME)</b>		
Grant income	(37,365,046)	(21,077,882)
Interest income	(246,444)	(442,943)
Other expenses (income)	(31,644)	17,797
Total other expenses (income)	<u>(37,643,134)</u>	<u>(21,503,028)</u>
<b>NET LOSS</b>	<u>\$ 14,483,001</u>	<u>\$ 18,771,180</u>

### Net Loss

Net loss for the year ended December 31, 2024, was \$14.5 million compared with a net loss of \$18.8 million for 2023. This \$4.3 million decrease for the year was primarily attributable to a \$16.3 million increase in grant income and a \$5.0 million decrease in CWA settlement expense. These changes were partially offset by a \$15.4 million increase in exploration costs, a \$0.7 million increase in corporate salaries and benefits, and a \$0.6 million increase in environmental liability expense. As noted above, for the year ended December 31, 2024, the Corporation's main focus was the continued evaluation and advancement of the Stibnite Gold Project.

### Corporate Salaries and Benefits

This expense results from salaries and benefits of the employees that are not directly related to the exploration and evaluation of the Stibnite Gold Project, primarily corporate employees. Salaries and benefits for the year ended December 31, 2024 were \$0.7 million, or 37.1%, higher than the previous year due to a higher corporate salary and higher share-based compensation.

### Directors' Fees

Each of the Corporation's non-executive directors is entitled to annual base fees paid in quarterly installments, with the Independent Lead Director, Chairs of Board Committees and Members of Board Committees receiving additional fees commensurate with each role. Directors' fees are inclusive of cash fees and share-based compensation (deferred share units and share purchase options). This expense for the year ended December 31, 2024, is \$0.1 million, or 15.4%, higher than the previous year primarily due to higher share-based compensation expense.

### Exploration

This expense relates to all exploration and evaluation expenditures related to the Stibnite Gold Project, including labor, drilling, field office costs, engineering, permitting, environmental and legal and sustainability costs. The Company's exploration expenses of \$45.3 million during the year ended December 31, 2024 are \$15.4 million, or 51.4%, higher than the previous year primarily due to a \$13.4 million increase in engineering costs, a \$1.9 million increase in consulting and labor costs, and a \$1.2 million increase in field office and drilling support costs partially offset by a \$0.9 million decrease in permitting



costs. Engineering expenses for the year ended December 31, 2024 were higher than the previous year due to advancing construction readiness engineering and planning. Additional details of expenditures incurred are as follows:

	<b>Years ended December 31</b>	
	<b>2024</b>	<b>2023</b>
Consulting and labor cost	\$ 8,730,881	\$ 6,869,587
Engineering	23,155,660	9,713,607
Environmental and reclamation	371,881	206,667
Field office and drilling support	3,629,986	2,448,487
Legal and sustainability	1,215,792	1,534,147
Permitting	8,187,295	9,135,213
<b>Total Exploration</b>	<b>\$ 45,291,495</b>	<b>\$ 29,907,708</b>

#### ***Environmental Liability Expense***

This expense relates to the ASAOC signed in January 2021 to voluntarily address environmental conditions at the abandoned mine site. Upon signing of the ASAOC, the Company recorded an immediate expense of \$7.5 million and a corresponding environmental reclamation liability. Cost estimates were developed with the use of engineering consultants, independent contractor quotes and the Company's internal development team, and the timing of cash flows is based on the current schedule for early action items. In the year ended December 31, 2024, the total cost estimate to complete Phase 1 early response actions increased \$0.6 million compared to the same period in 2023, driven by a higher estimated increase in the current period for the remaining Phase 1 work to be performed. As of December 31, 2024, the estimate for the remaining environmental liability for Phase 1 work under the ASAOC is \$nil.

#### ***CWA Settlement Expense***

This expense relates to the settlement with the Nez Perce Tribe to resolve the CWA litigation. The Settlement Agreement provides for total payments of \$5.0 million by the Company over a four-year period. The Company recognized \$5.0 million in 2023 for this settlement. During 2024, the Company paid \$2.0 million against this payable and a total balance of \$3.0 million is accrued as of December 31, 2024.

#### ***General and Administration***

This expense is related predominantly to the costs of insurance policies for our U.S. offices and is 4.1%, lower for the year ended December 31, 2024 than the previous year.

#### ***Professional Fees***

This expense relates to the legal, accounting and consulting costs of the Corporation. The expense for the year ended December 31, 2024 is \$0.1 million, or 7.1%, higher than the previous year primarily due to an increase in accounting and auditing fees and legal costs.

#### ***Shareholder and Regulatory***

This expense relates to marketing, licenses and fees, and shareholder communications. The expense for the year ended December 31, 2024 is \$0.02 million, or 4.8%, higher than the previous year primarily due to an increase in licenses and fees.

#### ***Grant Income***

This income is from funding grants awarded to the Company from the DOD to study the domestic production of military-grade antimony trisulfide and to complete environmental and engineering studies necessary to obtain a FEIS, a ROD, and other ancillary permits to sustain the domestic production of antimony trisulfide capability for defense energetic materials. During the year ended December 31, 2024, grant income increased \$16.3 million as a result of two new larger grants received during 2023 that continued in 2024. See also Note 10 to the Consolidated Financial Statements.

#### ***Interest Income***

This income results from interest received on the Corporation's cash balances. The income for the year ended December 31, 2024 is \$0.2 million, or 44.4%, lower than the previous year primarily due to lower average cash balance during 2024 than in 2023.

## Liquidity and Capital Resources

### Capital Resources

Capital resources of Perpetua Resources consist primarily of cash and liquid short-term investments. As of December 31, 2024, Perpetua Resources had cash and cash equivalents totaling approximately \$44.1 million, approximately \$2.6 million in receivables, principally from DOD grants, \$0.7 million in prepaid assets, and \$5.7 million in trade and other payables.

#### ATM Offering

On May 12, 2023, the Corporation entered into the Sales Agreement (the “Sales Agreement”) providing for the sale by the Corporation, from time to time, of the Corporation’s common shares having an aggregate gross offering price of up to \$20.0 million (the “ATM Offering”). During the year ended December 31, 2024, the Corporation sold 1,834,104 common shares in exchange for proceeds of approximately \$10.4 million, which is net of offering costs of approximately \$0.6 million. During the year ended December 31, 2023, the Corporation sold 894,882 common shares in exchange for proceeds of approximately \$2.1 million, which is net of offering costs of approximately \$0.7 million. As of December 31, 2024, an aggregate offering amount of \$6.2 million of common shares remained available for issuance and sale under the program. The Company may issue shares under the ATM from time to time.

#### Equity Offering

On November 18, 2024, the Corporation entered into an underwriting agreement providing for the sale by the Corporation of 3,439,465 of its common shares to the underwriters at a price of \$10.17 per share. Proceeds received from the offering were approximately \$33.2 million, which is net of offering costs of approximately \$1.8 million, and have been, or will be, used for down payments on long lead time materials, detailed engineering for the Project, and general corporate purposes. The Corporation granted the underwriters an option to purchase up to an additional 515,919 shares within 30 days of the offering which they did not exercise.

#### DOD Funding

In December 2022, the Company was awarded an undefinitized TIA of up to \$24.8 million under Title III of the DPA. On July 25, 2023, the TIA was definitized with the DOD, establishing the full not-to-exceed amount of \$24.8 million and, on May 2, 2024, the TIA was modified to provide for an additional \$34.4 million in funding, bringing the total amount of funding available under the TIA to \$59.2 million. Under the TIA, Perpetua Resources may request reimbursement for certain costs incurred through June 16, 2025 related to environmental baseline data monitoring, environmental and technical studies and other activities related to advancing Perpetua’s construction readiness and permitting process for the Stibnite Gold Project, which includes reimbursement of employee wages for activities included in the scope of the TIA. During the year ended December 31, 2024, \$33.6 million was recognized as grant income related to the TIA. During the year ended December 31, 2024, the Company was reimbursed \$32.5 million for certain costs incurred, and received reimbursement of an additional \$2.4 million in February 2025 under the TIA with respect to expenses incurred in the year ended December 31, 2024. As of December 31, 2024, \$10.0 million of additional funding remained available under the TIA, which the Company expects to be incurred through June 16, 2025 and reimbursed.

#### U.S. EXIM Indication of Interest

On April 8, 2024, the Company announced that it received a non-binding and conditional Letter of Interest from U.S. EXIM for potential debt financing of up to \$1.8 billion through U.S. EXIM’s “Make More in America” and “China and Transformational Exports Program” initiatives. The Company expects to submit a formal application to U.S. EXIM in the second quarter of 2025. Upon receipt of an application for financing, U.S. EXIM will conduct the due diligence necessary to determine if a final commitment may be issued. Any final commitment will be dependent on meeting U.S. EXIM’s underwriting criteria, authorization process, finalization and satisfaction of terms and conditions. All final commitments must comply with U.S. EXIM policies as well as program, legal and eligibility requirements. There can be no assurance that the Company will be able to successfully satisfy any or all of such conditions on the expected timeline, or at all. See *Item 1A, Risk Factors - Funding under the U.S. EXIM letter of interest is subject to an application and diligence process, and the amount and timing of such funding, if any, is uncertain and subject to conditions outside the Company’s control.*

### Liquidity

Perpetua Resources’ current liquidity needs relate to its plans to:

- Advance construction readiness for the Project, including completing Detailed Engineering and ordering long-lead items;
- Continue to advance the regulatory process for the restoration and redevelopment of the Project and obtain final pre-construction permits;

- Continue engaging with Project stakeholders to provide those stakeholders with the opportunity for a better understanding of the Project concepts and to provide a forum for such stakeholders to provide further input into the Project;
- Continue to collect environmental baseline data in support of the ongoing regulatory processes related to permitting for site restoration and redevelopment of the Project; and
- Make required payments under the CWA Settlement Agreement.

Although the Company's current capital resources and liquidity include up to \$10.0 million in remaining funding available under the modified TIA as of December 31, 2024, such funding is available only for the specified costs described above. Although we expect the DPA funding to provide the Company with sufficient liquidity to complete permitting on the current timeline as well as additional liquidity to advance some construction readiness activities, due to payments under the Settlement Agreement and other corporate expenses, as well as the expiration of the DPA funding, we do not expect the Company will have sufficient assets to discharge its liabilities as they become due for at least 12 months from the date hereof.

The Company's latest liquidity forecast indicates that available cash resources for expenses not eligible for reimbursement under the TIA are expected to be exhausted in the third quarter of 2025. Absent additional financing, the Company would no longer be able to meet its ongoing obligations or advance construction readiness activities. The Company continues to explore various strategic and funding opportunities, which may include the issuance of additional equity, new debt, or project specific debt; government funding; and/or other financing or strategic opportunities. The Company has engaged RBC Capital Markets and Endeavour Financial to assist with the evaluation of potential strategic and financing opportunities and to support the Company's application process in connection with the U.S. EXIM \$1.8 billion Letter of Interest. Any such financing or strategic transaction, or any funding commitment from U.S. EXIM, will be subject to due diligence and other conditions. There can be no assurance of the amount, timing or nature of any such financing or strategic transaction, if any.

We believe our plans outlined above to obtain sufficient funding will be successful, although there is no certainty that these plans will result in needed liquidity for a reasonable period of time. However, contributions due under the Settlement Agreement and our expectation of incurring other costs in the foreseeable future that are not eligible for DPA funding reimbursement and the need for additional funding to further support the development of our planned operations, raise substantial doubt regarding our ability to continue as a going concern for a period of one year after the date that the consolidated financial statements are issued. The future receipt of potential funding from equity or debt issuances, pursuit of additional government funding opportunities and/or other means cannot be considered probable at this time because these plans are not entirely within our control as of the date hereof.

The consolidated financial statements included herein have been prepared on a going concern basis, which contemplates the realization of assets and satisfaction of liabilities in the ordinary course of business and do not include any adjustments relating to the recoverability and classification of recorded asset amounts or the amounts and classification of liabilities that might result from the outcome of the uncertainties described above.

Our anticipated expenditures for fiscal year 2025 are approximately \$65.9 million, of which approximately \$10.0 million are expected to be funded from the reimbursements under the TIA and the remainder from cash on hand and other sources. These expenditures include an estimated \$11.9 million to fund permitting of the Stibnite Gold Project, \$16.2 million for general corporate purposes, project financing and administrative costs, \$28.4 million for detailed engineering, design work and down payments on long lead time equipment, \$8.0 million for field operations and approximately \$1.5 million to advance ASAOC bridge phase planning and reporting on and monitoring the completed Phase 1 ASAOC work. These costs are subject to change due to cost over-runs, delays or other unbudgeted events, such as effects of inflation, elevated interest rates and the potential impact of tariffs on U.S. trading partners. Our long-term liquidity requirements will require project financing to fund the capital costs to develop the Project, which was estimated to be approximately \$2,215 million as of the fourth quarter of 2024 according to the 2024 Financial Update. We anticipate making a construction decision for the Project in 2025. As such, our capital expenditures for 2025 may increase significantly to reflect the commencement of construction. Any such expenditures would be subject to the timing and nature of project financing or any strategic transaction that may be executed in 2025.

## **Critical Accounting Estimates**

We believe the following accounting policies are critical to our consolidated financial statements due to the degree of uncertainty regarding the judgements or assumptions involved and/or the magnitude of the asset, liability, or expense being reported.

### ***Mineral Property Acquisition and Exploration Costs***

Mineral property acquisition costs are capitalized when incurred. Acquisition costs include cash consideration and the fair market value of shares issued on the acquisition of mineral property claims.

Costs related to the development of our mineral reserves are capitalized when it has been determined an ore body can be economically developed. The development stage begins when an ore body is determined to be economically recoverable based on Proven and Probable Mineral Reserves and ends when the production stage or exploitation of reserves begins. Major mine development expenditures are capitalized, including primary development costs such as costs of building access ways, tailings impoundment, development of water supply and infrastructure developments.

Exploration costs include those relating to activities carried out (a) in search of previously unidentified mineral deposits, or (b) at undeveloped concessions. Pre-development activities involve costs incurred in the exploration stage that may ultimately benefit production that are expensed due to the lack of evidence of economic development, which is necessary to demonstrate future recoverability of these expenses. Secondary development costs are incurred for preparation of an ore body for production in a specific ore block or work area, providing a relatively short-lived benefit only to the mine area they relate to, and not to the ore body as a whole.

Once production has commenced, capitalized costs will be depleted using the units-of-production method over the estimated life of the Proven and Probable Mineral Reserves. If mineral properties are subsequently abandoned or impaired, any capitalized costs will be charged to the Consolidated Statements of Operations in that period.

We assess the carrying cost of our mineral properties for impairment whenever information or circumstances indicate the potential for impairment. Such evaluations compare estimated future net cash flows with our carrying costs and future obligations on an undiscounted basis. If it is determined that the future undiscounted cash flows are less than the carrying value of the property, a write down to the estimated fair value is charged to the Consolidated Statements of Operations for the period. Where estimates of future net cash flows are not available and where other conditions suggest impairment, management assesses if the carrying value can be recovered.

For significant exploration and development projects, interest is capitalized as part of the historical cost of developing and constructing assets in accordance with the Financial Accounting Standards Board Accounting Standards Codification 835-20. Interest is capitalized until the asset is ready for service. Capitalized interest is determined by multiplying the Company's weighted-average borrowing cost on general debt by the average amount of qualifying costs incurred. Once an asset subject to interest capitalization is completed and placed in service, the associated capitalized interest is expensed through depletion or impairment.

### ***Share-Based Compensation***

We account for all share-based payments and awards under the fair value-based method.

We account for the granting of share purchase options and share awards using the fair value method whereby all awards to employees will be recorded at fair value on the date of the grant. The fair value of all share purchase options is expensed over their vesting period with a corresponding increase to additional paid-in capital.

The fair value of share purchase options is determined using a Black-Scholes valuation model. Option pricing models require the input of subjective assumptions including the length of time employees will retain their vested share purchase options before exercising them, expected stock price volatility, and interest rate.

The fair value of share-based awards that do not contain market conditions is based on the valuation of the common share on the date of grant. The fair value of time-based awards that are ultimately expected to vest is recognized as an expense on a straight-line basis over the requisite service period. The fair value of performance-based awards is adjusted for the probability of achieving the performance conditions and is recognized on a straight line basis over the term of the award agreement.

The fair value of share-based awards with market conditions is estimated using a Monte Carlo simulation model. Assumptions and estimates utilized in the model include expected stock price volatilities and related indices, the interest rate, and the probability of awards expected to vest.

Changes in the input assumptions for options and share-based awards can materially affect the fair value estimate and the Company's net loss.

### ***Income Taxes***

Our deferred income tax assets include certain future tax benefits. We record a valuation allowance against any portion of those deferred income tax assets when we believe, based on the weight of available evidence, it is more likely than not that some portion or all of the deferred income tax asset will not be realized. We review the likelihood that we will realize the benefit of our deferred tax assets and therefore the need for valuation allowances on a quarterly basis, or more frequently if events indicate that a review is required. In determining the requirement for a valuation allowance, the historical and projected financial results of the legal entity or consolidated group recording the net deferred tax asset is considered, along with all other available positive and negative evidence.

### **Item 7A. Quantitative and Qualitative Disclosures About Market Risk.**

Not applicable.

**Item 8. Financial Statements and Supplementary Data.**

**PERPETUA RESOURCES CORP.  
TABLE OF CONTENTS**

	<b><u>Page</u></b>
Report of Independent Registered Public Accounting Firm (PCAOB ID No. 238)	F-2
Consolidated Balance Sheets as of December 31, 2024 and 2023	F-3
Consolidated Statements of Operations for the Years Ended December 31, 2024 and 2023	F-4
Consolidated Statements of Changes in Shareholders' Equity for the Years Ended December 31, 2024 and 2023	F-5
Consolidated Statements of Cash Flows for the Years Ended December 31, 2024 and 2023	F-6
Notes to the Consolidated Financial Statements	F-7

## **Report of Independent Registered Public Accounting Firm**

To the Board of Directors and Shareholders of Perpetua Resources Corp.

### ***Opinion on the Financial Statements***

We have audited the accompanying consolidated balance sheets of Perpetua Resources Corp. and its subsidiaries (the "Company") as of December 31, 2024 and 2023, and the related consolidated statements of operations, of changes in shareholders' equity and of cash flows for the years then ended, including the related notes (collectively referred to as the "consolidated financial statements"). In our opinion, the consolidated financial statements present fairly, in all material respects, the financial position of the Company as of December 31, 2024 and 2023, and the results of its operations and its cash flows for the years then ended in conformity with accounting principles generally accepted in the United States of America.

### ***Substantial Doubt About the Company's Ability to Continue as a Going Concern***

The accompanying consolidated financial statements have been prepared assuming that the Company will continue as a going concern. As discussed in Note 1 to the consolidated financial statements, the Company has had continuing net losses and net negative working capital that raise substantial doubt about its ability to continue as a going concern. Management's plans in regard to these matters are also described in Note 1. The consolidated financial statements do not include any adjustments that might result from the outcome of this uncertainty.

### ***Basis for Opinion***

These consolidated financial statements are the responsibility of the Company's management. Our responsibility is to express an opinion on the Company's consolidated financial statements based on our audits. We are a public accounting firm registered with the Public Company Accounting Oversight Board (United States) (PCAOB) and are required to be independent with respect to the Company in accordance with the U.S. federal securities laws and the applicable rules and regulations of the Securities and Exchange Commission and the PCAOB.

We conducted our audits of these consolidated financial statements in accordance with the standards of the PCAOB. Those standards require that we plan and perform the audits to obtain reasonable assurance about whether the consolidated financial statements are free of material misstatement, whether due to error or fraud. The Company is not required to have, nor were we engaged to perform, an audit of its internal control over financial reporting. As part of our audits we are required to obtain an understanding of internal control over financial reporting but not for the purpose of expressing an opinion on the effectiveness of the Company's internal control over financial reporting. Accordingly, we express no such opinion.

Our audits included performing procedures to assess the risks of material misstatement of the consolidated financial statements, whether due to error or fraud, and performing procedures that respond to those risks. Such procedures included examining, on a test basis, evidence regarding the amounts and disclosures in the consolidated financial statements. Our audits also included evaluating the accounting principles used and significant estimates made by management, as well as evaluating the overall presentation of the consolidated financial statements. We believe that our audits provide a reasonable basis for our opinion.

/s/ PricewaterhouseCoopers LLP  
Denver, Colorado  
March 19, 2025

We have served as the Company's auditor since 2021.

**Perpetua Resources Corp.**  
**CONSOLIDATED BALANCE SHEETS**

	<b>December 31, 2024</b>	<b>December 31, 2023</b>
<b>ASSETS</b>		
<b>CURRENT ASSETS</b>		
Cash and cash equivalents	\$ 44,104,825	\$ 3,229,462
Receivables	2,585,309	3,181,152
Prepaid expenses	<u>662,446</u>	<u>443,312</u>
	<u>47,352,580</u>	<u>6,853,926</u>
<b>NON-CURRENT ASSETS</b>		
Buildings and equipment, net (Note 3)	443,080	385,049
Right-of-use assets (Note 4)	28,289	27,898
Environmental reclamation bond (Note 8)	3,000,000	3,000,000
Mineral properties and interest (Note 5)	<u>66,786,048</u>	<u>72,820,365</u>
<b>TOTAL ASSETS</b>	<u>\$ 117,609,997</u>	<u>\$ 83,087,238</u>
<b>LIABILITIES AND SHAREHOLDERS' EQUITY</b>		
<b>CURRENT LIABILITIES</b>		
Trade and other payables	\$ 5,722,979	\$ 4,997,226
Lease liabilities (Note 4)	28,288	27,897
CWA settlement payable (Note 9)	1,000,000	2,000,000
Environmental reclamation liabilities (Note 8)	<u>-</u>	<u>764,607</u>
	<u>6,751,267</u>	<u>7,789,730</u>
<b>NON-CURRENT LIABILITIES</b>		
CWA settlement payable (Note 9)	<u>2,000,000</u>	<u>3,000,000</u>
<b>TOTAL LIABILITIES</b>	<u>8,751,267</u>	<u>10,789,730</u>
<b>COMMITMENT AND CONTINGENCIES (Note 9)</b>		
<b>SHAREHOLDERS' EQUITY (Note 6)</b>		
Common shares, without par value, unlimited shares authorized, 70,266,550 and 64,123,456 shares outstanding, respectively	668,664,443	618,581,910
Additional capital	35,375,252	34,413,562
Accumulated deficit	<u>(595,180,965)</u>	<u>(580,697,964)</u>
<b>TOTAL SHAREHOLDERS' EQUITY</b>	<u>108,858,730</u>	<u>72,297,508</u>
<b>TOTAL LIABILITIES AND SHAREHOLDERS' EQUITY</b>	<u>\$ 117,609,997</u>	<u>\$ 83,087,238</u>

See accompanying notes to the Consolidated Financial Statements.



**Perpetua Resources Corp.**  
**CONSOLIDATED STATEMENTS OF OPERATIONS**

	<b>Years ended December 31,</b>	
	<b>2024</b>	<b>2023</b>
<b>EXPENSES</b>		
Corporate salaries and benefits	\$ 2,427,506	\$ 1,770,351
Depreciation	119,572	83,741
Directors' fees	425,956	369,142
Exploration	45,291,495	29,907,708
Environmental liability expense (Note 8)	1,524,002	898,173
CWA settlement expense (Note 9)	-	5,000,000
General and administration	589,305	614,348
Gain on disposal of buildings and equipment	(13,333)	(25,000)
Professional fees	1,243,744	1,161,797
Shareholder and regulatory	517,888	493,948
<b>OPERATING LOSS</b>	<u>52,126,135</u>	<u>40,274,208</u>
<b>OTHER EXPENSES (INCOME)</b>		
Grant income (Note 10)	(37,365,046)	(21,077,882)
Interest income	(246,444)	(442,943)
Other expenses (income)	(31,644)	17,797
Total other expenses (income)	<u>(37,643,134)</u>	<u>(21,503,028)</u>
<b>NET LOSS</b>	<u>\$ 14,483,001</u>	<u>\$ 18,771,180</u>
<b>NET LOSS PER SHARE, BASIC AND DILUTED</b>	<u>\$ 0.22</u>	<u>\$ 0.30</u>
<b>WEIGHTED AVERAGE COMMON SHARES OUTSTANDING, BASIC AND DILUTED</b>	<u>65,619,452</u>	<u>63,190,941</u>

See accompanying notes to the Consolidated Financial Statements.

**Perpetua Resources Corp.**  
**CONSOLIDATED STATEMENTS OF CHANGES IN SHAREHOLDERS' EQUITY**  
**For the years ended December 31, 2024 and 2023**

	Common Shares		Additional Capital	Accumulated Deficit	Total
	Number of Shares	Amount			
<b>BALANCE, December 31, 2022</b>	63,011,777	\$ 615,553,448	\$ 32,203,858	\$ (561,926,784)	\$ 85,830,522
Shares sold through offering	894,882	2,771,679	-	-	2,771,679
Shares issuance costs	-	(654,108)	-	-	(654,108)
Share-based compensation	-	-	3,038,404	-	3,038,404
Share unit distributed	191,797	780,170	(780,170)	-	-
Exercise of share purchase options	25,000	130,721	(48,530)	-	82,191
Net loss for the year	-	-	-	(18,771,180)	(18,771,180)
<b>BALANCE, December 31, 2023</b>	64,123,456	618,581,910	34,413,562	(580,697,964)	72,297,508
Shares sold through offerings	5,273,569	45,984,533	-	-	45,984,533
Shares issuance costs	-	(2,392,914)	-	-	(2,392,914)
Share-based compensation	-	-	3,897,010	-	3,897,010
Share unit distributed	250,150	941,921	(941,921)	-	-
Exercise of share purchase options	619,375	5,548,993	(1,993,399)	-	3,555,594
Net loss for the year	-	-	-	(14,483,001)	(14,483,001)
<b>BALANCE, December 31, 2024</b>	70,266,550	\$ 668,664,443	\$ 35,375,252	\$ (595,180,965)	\$ 108,858,730

See accompanying notes to the Consolidated Financial Statements.

**Perpetua Resources Corp.**  
**CONSOLIDATED STATEMENTS OF CASH FLOWS**

	<b>Years ended December 31,</b>	
	<b>2024</b>	<b>2023</b>
<b>OPERATING ACTIVITIES:</b>		
Net loss	\$ (14,483,001)	\$ (18,771,180)
Adjustments to reconcile net loss to net cash used in operating activities:		
Share-based compensation (Note 6)	3,897,010	3,038,404
Depreciation (Note 3)	119,572	83,741
Gain on disposal of buildings and equipment	(13,333)	(25,000)
Environmental liability expense (Note 9)	1,524,002	898,173
Unrealized foreign exchange loss (gain)	51,902	(1,107)
Other	-	(1,732)
Changes in:		
Receivables	595,843	(2,901,002)
Prepaid expenses	(19,566)	171,618
Trade and other payables	725,753	2,253,935
CWA settlement payable (Note 9)	(2,000,000)	5,000,000
Environmental reclamation liabilities (Note 8)	(2,288,609)	(10,934,502)
Net cash used in operating activities	<u>(11,890,427)</u>	<u>(21,188,652)</u>
<b>INVESTING ACTIVITIES:</b>		
Investment in mineral properties and interest (Note 5)	(2,300,798)	(300,992)
Purchase of buildings and equipment	(176,270)	(148,810)
Proceeds from sale of equipment	12,000	-
Proceeds from sale of silver royalty (Note 5)	8,335,115	-
Deposit on equipment purchase	(199,568)	-
Net cash provided by (used in) investing activities	<u>5,670,479</u>	<u>(449,802)</u>
<b>FINANCING ACTIVITIES:</b>		
Proceeds from sale of common shares	45,984,533	2,771,679
Payment of share issue costs	(2,392,914)	(654,108)
Proceeds from exercise of share purchase options (Note 6)	3,555,594	82,191
Net cash provided by financing activities	<u>47,147,213</u>	<u>2,199,762</u>
Effect of foreign exchange on cash and cash equivalents	<u>(51,902)</u>	<u>1,107</u>
Net increase (decrease) in cash and cash equivalents	40,875,363	(19,437,585)
Cash and cash equivalents, beginning of year	<u>3,229,462</u>	<u>22,667,047</u>
<b>Cash and cash equivalents, end of year</b>	<b>\$ <u>44,104,825</u></b>	<b>\$ <u>3,229,462</u></b>
<b>NON-CASH INVESTING AND FINANCING ACTIVITIES</b>		
Recognition of operating lease liability and right-of-use asset	\$ 65,972	\$ 65,061
Trade-in value on equipment	1,333	25,000
<b>CASH AND CASH EQUIVALENTS</b>		
Cash	\$ 21,319,558	\$ 2,093,817
Investment savings accounts	<u>22,785,267</u>	<u>1,135,645</u>
<b>Total cash and cash equivalents</b>	<b>\$ <u>44,104,825</u></b>	<b>\$ <u>3,229,462</u></b>

See accompanying notes to the Consolidated Financial Statements.

**Perpetua Resources Corp.**  
**NOTES TO THE CONSOLIDATED FINANCIAL STATEMENTS**

**1. Nature of Operations and Going Concern Assessment**

Perpetua Resources Corp. (the “Corporation”, and, together with its Subsidiaries, the “Company”, “Perpetua Resources” or “Perpetua”) was incorporated on February 22, 2011 under the Business Corporation Act of British Columbia. The Corporation was organized to hold shares in wholly owned subsidiaries that locate, acquire, develop and restore mineral properties located principally in the Stibnite – Yellow Pine mining district in Valley County, Idaho, USA. The Corporation’s principal asset is 100% ownership in subsidiaries that control the Stibnite Gold Project (“Stibnite Gold Project” or the “Project”). The Company currently operates in one segment, mineral exploration in the United States.

The Corporation has had continuing net losses and has an accumulated deficit of approximately \$595.2 million as of December 31, 2024. As of December 31, 2024, the Company had cash and cash equivalents totaling approximately \$44.1 million and net working capital of approximately \$40.6 million.

The Company’s latest liquidity forecast indicates that available cash resources for expenses not eligible for reimbursement under the modified Technology Investment Agreement (“TIA”) awarded pursuant to Title III of the Defense Production Act (“DPA”) are expected to be exhausted in the third quarter of 2025. Absent additional financing, the Company would no longer be able to meet its ongoing obligations or advance construction readiness activities. The Company continues to explore various strategic and funding opportunities, which may include the issuance of additional equity, new debt, or project specific debt; government funding; and/or other financing or strategic opportunities. The Company has engaged RBC Capital Markets and Endeavour Financial to assist with the evaluation of potential strategic and financing opportunities and to support the Company’s application process in connection with the U.S. EXIM \$1.8 billion Letter of Interest received in April 2024. Any such financing or strategic transaction, or any funding commitment from U.S. EXIM, will be subject to due diligence and other conditions. There can be no assurance of the amount, timing or nature of any such financing or strategic transaction, if any.

We believe our plans outlined above to obtain sufficient funding will be successful although there is no certainty that these plans will result in needed liquidity for a reasonable period of time. However, contributions due under the Settlement Agreement and our expectation of incurring other costs in the foreseeable future that are not eligible for DPA funding reimbursement and the need for additional funding to further support the development of our planned operations, raise substantial doubt regarding our ability to continue as a going concern for a period of one year after the date that the consolidated financial statements are issued. The future receipt of potential funding from equity, debt, pursuit of additional government funding opportunities and/or other means cannot be considered probable at this time because these plans are not entirely within our control as of the date hereof.

These consolidated financial statements have been prepared on a going concern basis, which contemplates the realization of assets and satisfaction of liabilities in the ordinary course of business and do not include any adjustments relating to the recoverability and classification of recorded asset amounts or the amounts and classification of liabilities that might result from the outcome of the uncertainties described above.

**2. Summary of Significant Accounting Policies**

*a. Basis of Presentation*

These consolidated financial statements have been prepared in conformity with accounting principles generally accepted in the United States of America (“U.S. GAAP”).

*b. Basis of Consolidation*

These consolidated financial statements include the results of Perpetua Resources and its wholly owned subsidiary companies Perpetua Resources Idaho, Inc. and Idaho Gold Resource Company, LLC. All intercompany transactions, balances, income and expenses have been eliminated.

*c. Use of Estimates*

The preparation of consolidated financial statements in conformity with U.S. GAAP requires management to make estimates and assumptions that affect the reported amounts of assets and liabilities and the disclosure of contingent assets and liabilities at the date of the consolidated financial statements and the reported amounts of expenses during the reporting period. The Company regularly evaluates estimates and assumptions related to the deferred income tax asset valuations and share-based compensation. The Company bases its estimates and assumptions on current facts, historical experience and various other factors that it believes to be reasonable under the circumstances, the results of

which form the basis for making judgments about the other sources. The actual results experienced by the Company may differ materially and adversely from the Company's estimates. To the extent there are material differences between estimates and the actual results, future results of operations will be affected.

d. *Functional and Reporting Currency*

Items included in the financial statements of each of the Company's entities are measured using the currency of the primary economic environment in which the entity operates ("the functional currency"). The functional and reporting currency of the Company and its subsidiaries is the U.S. Dollar ("USD" or "\$"). All amounts in these consolidated financial statements are in USD, unless otherwise stated.

Transactions in currencies other than the entity's functional currency are recorded at the exchange rate prevailing at the dates of the transactions. Monetary assets and liabilities are translated using the period end foreign exchange rate. Non-monetary assets and liabilities are translated using the historical rate. All gains and losses on translation of these foreign currency transactions are included in the Consolidated Statements of Operations.

e. *Cash and Cash Equivalents*

For the purpose of the Consolidated Balance Sheets and Consolidated Statements of Cash Flows, the Company considers all highly liquid investments readily convertible to a known amount of cash with an original maturity of three months or less and subject to an insignificant risk of changes in value to be cash equivalents.

f. *Buildings and Equipment*

Buildings and equipment are recorded at cost less depreciation and depletion and accumulated impairment losses, if any. We capitalize expenditures for improvements that significantly extend the useful life of an asset. We charge expenditures for maintenance and repairs to operations when incurred. When an asset is sold, we recognize a gain (loss) in the Consolidated Statements of Operations based upon the proceeds received on the sale less the net carrying value of the asset. The cost of self-constructed assets includes the cost of materials, direct labor and an appropriate portion of normal overhead. Portions of interest costs incurred on debt is capitalized as a part of the cost of constructing or acquiring certain qualifying assets.

The Company depreciates its assets, less their estimated residual values, as follows:

<b>Category</b>	<b>Method</b>	<b>Useful life</b>
Equipment and Vehicles	Straight-line	3 to 7 years
Building Leasehold Improvements	Straight-line	5 to 8 years

Buildings and equipment held and used by the Company are reviewed for impairment whenever events or changes in circumstances indicate that the carrying amount of an asset may not be recoverable. For purposes of evaluating the recoverability of buildings and equipment, the recoverability test is performed using undiscounted net cash flows related to the assets or asset group. If such assets are considered to be impaired, the impairment recognized is measured by the amount by which the carrying amount of the assets exceeds the fair value of the assets or asset group.

g. *Mineral Properties and Interest*

Perpetua Resources is in the development stage based on the Company's Probable Mineral Reserves as set forth in the Technical Report Summary, dated as of December 31, 2021, and amended as of June 6, 2022 (the "TRS"). Mineral properties and interest acquisition costs, including indirectly related acquisition costs, are capitalized when incurred. Properties acquired under option agreements, whereby payments are made at the sole discretion of the Company, are capitalized as mineral properties and interest acquisition costs at such time as the payments are made. Exploration costs are expensed as incurred.

When it is determined that a mining deposit can be economically and legally extracted or produced based on established Proven and Probable Mineral Reserves under Regulation S-K subpart 1300 ("S-K 1300") promulgated by the U.S. Securities and Exchange Commission (the "SEC"), development costs related to such reserves and incurred after such determination will be considered for capitalization. The establishment of Proven and Probable Mineral Reserves is based on results of feasibility studies, which indicate whether a property is economically feasible. Upon commencement of commercial production, capitalized costs will be amortized over their estimated useful lives or units of production, whichever is a more reliable measure. Capitalized amounts relating to a property that is abandoned or otherwise considered uneconomic for the foreseeable future are written off.

We review and evaluate the net carrying value of mineral properties and interest for impairment upon the occurrence of events or changes in circumstances that indicate that the related carrying amounts may not be recoverable. This would include events and circumstances such as our inability to obtain all the necessary permits, changes in the legal

status of our mineral properties, government actions, the results of exploration activities and technical evaluations and changes in economic conditions, including the price of commodities or input prices. Such evaluations compare estimated future net cash flows with our carrying costs and future obligations on an undiscounted basis.

If it is determined that the estimated future undiscounted cash flows are less than the carrying value of the property, an impairment loss will be recorded. Where estimates of future net cash flows are not determinable and where other conditions indicate the potential for impairment, management uses available market information and/or third-party valuation experts to assess if the carrying value can be recovered and to estimate fair value.

The recoverability of the carrying values of mineral properties and interest is dependent upon economic reserves being discovered or developed on the properties, permitting, financing, start-up, and commercial production from, or the sale/lease of, or other strategic transactions related to these properties. Development and/or start-up of a project will depend on, among other things, management's ability to raise sufficient capital for these purposes.

h. *Leases*

Upon inception, we determine if a contractual arrangement is, or contains, a lease. Right-of-use ("ROU") assets and liabilities related to operating leases are separately reported in the Consolidated Balance Sheets. The Company currently has no financing leases.

ROU assets and lease liabilities are recognized at the lease commencement date based on the present value of the future lease payments over the lease term. When the rate implicit to the lease cannot be readily determined, we utilize our incremental borrowing rate in determining the present value of the future lease payments. The incremental borrowing rate is derived from information available at the lease commencement date and represents the rate of interest that a lessee would have to pay to borrow an amount equal to the lease payments on a collateralized basis over a similar term in a similar economic environment. Operating lease ROU assets and liabilities also include any cumulative prepaid or accrued rent when the lease payments are uneven throughout the lease term. The ROU assets and lease liabilities may include options to extend or terminate the lease when it is reasonably certain that we will exercise that option.

Lease liabilities are increased by interest and reduced by payments each period, and the ROU asset is amortized over the lease term. For operating leases, interest on the lease liability and the amortization of the ROU asset result in straight-line rent expense over the lease term. Variable lease expenses are recorded when incurred.

i. *Share Based Compensation*

The Company uses its common shares for various forms of share-based compensation arrangements entered into with directors, officers, employees and consultants. Share-based compensation arrangements are accounted for at fair value on the date of grant. For awards with graded vesting, the fair value of each tranche is measured separately and recognized over its respective vesting period. The total amount recognized as expense is adjusted to reflect the number of share options which ultimately vest. The Company recognizes forfeitures as they occur.

The fair value of share purchase options is determined using a Black-Scholes valuation model. Option pricing models require the input of subjective assumptions including the length of time employees will retain their vested stock options before exercising them, expected stock price volatility, and interest rate. Changes in the input assumptions can materially affect the fair value estimate and the Company's net loss.

The fair value of share-based awards that do not contain market conditions is based on the valuation of the common share on the date of grant. The fair value of time-based awards that are ultimately expected to vest is recognized as an expense on a straight-line basis over the requisite service period. The fair value of performance-based awards is adjusted for the probability of achieving the performance conditions and is recognized on a straight-line basis over the term of the award agreement.

The fair value of share-based awards with market conditions is estimated using a Monte Carlo simulation model. Assumptions and estimates utilized in the model include expected stock price volatilities and related indices, the interest rate, and the probability of awards expected to vest.

j. *Reclamation and Remediation Costs and Asset Retirement Obligations*

The Company is subject to various government laws and regulations relating to environmental disturbances caused by exploration, development and production activities. The estimated costs associated with environmental reclamation liabilities are accrued in the period in which the liability is incurred if it is reasonably estimable or known. Future reclamation and environmental-related expenditures are difficult to estimate in many circumstances due to the early-stage nature of Company's operations, the uncertainties associated with defining the nature and extent of environmental disturbance, the application of laws and regulations by regulatory authorities and changes in

reclamation or remediation technology. The Company periodically reviews accrued liabilities for such reclamation and remediation costs as evidence indicating that the liabilities have potentially changed becomes available. Changes in estimates are reflected in the Consolidated Statements of Operations in the period an estimate is revised.

The Company recognizes asset retirement obligations for statutory, contractual, or legal obligations associated with buildings and equipment and mineral interests and properties when those obligations result from the acquisition, construction, development or normal operation of the assets. The Company records a liability for the present value of estimated reclamation costs, and the related asset created with it, in the period in which the liability is incurred. The liability is accreted, and the asset is depreciated over the life of the related assets. Adjustments for changes resulting from the passage of time and changes to either the timing or amount of the original present value estimate underlying the obligation are made in the period incurred. Discount rates using a pre-tax rate that reflect the time value of money are used to calculate the net present value of such costs. The Company's estimates of reclamation costs could change as a result of changes in regulatory requirements, discount rates and assumptions regarding the amount and timing of the future expenditures. The Company has no asset retirement obligations as of December 31, 2024 and 2023.

k. *Fair Value Measurements*

The fair value of a financial instrument is the amount that could be received upon the sale of an asset or paid to transfer a liability in an orderly transaction between market participants at the measurement date. The fair value should be calculated based on assumptions that market participants would use in pricing the asset or liability, not on assumptions specific to the entity. In addition, the fair value of liabilities should include consideration of non-performance risk, including the party's own credit risk.

Fair value measurements do not include transaction costs. A fair value hierarchy is used to prioritize the quality and reliability of the information used to determine fair values. Categorization within the fair value hierarchy is based on the lowest level of input that is significant to the fair value measurement. The fair value hierarchy is defined into the following three categories:

- Level 1: Quoted market prices in active markets for identical assets or liabilities.
- Level 2: Observable market-based inputs or unobservable inputs that are corroborated by market data.
- Level 3: Unobservable inputs that are not corroborated by market data.

At December 31, 2024 and 2023, the Company has no assets and no liabilities that are remeasured at fair value on a recurring basis.

l. *Income Taxes*

Income taxes are accounted for under the liability method. Under this method deferred income tax liabilities or assets are recorded for expected future tax consequences of temporary differences between the financial statement carrying amounts and the tax bases of those assets and liabilities, as well as operating loss and tax credit carryforwards, using enacted tax rates in effect in the years in which the differences are expected to reverse. We provide for federal, state and foreign income taxes currently payable, if any. Federal, state and foreign tax benefits are recorded as a reduction of income taxes, when applicable.

A valuation allowance is recorded against deferred tax assets if management does not believe the Company is more likely than not that the asset will be recognized. We evaluate available positive and negative evidence available to determine the amount of valuation allowance required on our deferred tax assets.

We evaluate uncertain tax positions in a two-step process, whereby (i) it is determined whether it is more likely than not that the tax positions will be sustained based on the technical merits of the position and (ii) for those tax positions that meet the more-likely-than-not recognition threshold, the largest amount of tax benefit that is greater than 50% likely of being realized upon ultimate settlement with the related tax authority would be recognized.

m. *Loss Per Share*

Basic loss per share is computed by dividing the net loss by the weighted average number of shares outstanding during the reporting period. Diluted loss per share is computed similar to basic loss per share except that the weighted average shares outstanding are increased to include additional shares for the assumed exercise of share purchase options and vesting and distribution of awarded share units, if dilutive. The Company's potential dilutive shares include outstanding share purchase options, restricted share units, performance share units, and deferred share units. Potentially dilutive shares as of December 31, 2024 and December 31, 2023 were as follows:

	December 31, 2024	December 31, 2023
Share purchase options	695,500	1,665,750
Share units (RSU, PSU, DSU)	2,270,852	1,374,797
<b>Total</b>	<b>2,966,352</b>	<b>3,040,547</b>

All potentially dilutive shares were excluded from the calculation of diluted loss per share as their exercise and conversion would be anti-dilutive.

n. *Financial Instruments*

The Company's financial instruments consist of cash and cash equivalents and the environmental reclamation bond. The fair values of these instruments approximate their carrying value given their short-term nature unless otherwise noted.

o. *Concentration of Credit Risk*

The financial instrument which potentially subjects the Company to credit risk is cash and cash equivalents. The Corporation holds most of its cash with Canadian chartered banks and the risk of default is considered to be remote. As part of its cash management process, the Company regularly monitors the relative credit standing of these institutions.

p. *Grant Income*

From time to time, the Company may be awarded government grants. U.S. GAAP does not have specific accounting standards covering government grants to business entities. The Company applies International Accounting Standards 20 ("IAS 20"), Accounting for Government Grants and Disclosure of Government Assistance by analogy when accounting for government grants. Under IAS 20, government grants are initially recognized when there is reasonable assurance the conditions of the grant will be met and the grant will be received. After initial recognition, government grants are recognized in earnings on a systematic basis in a manner that mirrors the manner in which the Company recognizes the underlying costs for which the grant is intended to compensate. A grant receivable is recognized if it compensates for expenses or losses already incurred. The Company has adopted the disclosure requirements of Accounting Standards Codification ("ASC") 832 Government Assistance.

q. *Research and Development Costs*

Research and development costs are recognized as operating expenses when incurred and are classified as exploration costs.

r. *Recently Issued Accounting Pronouncements*

In November 2023, the Financial Accounting Standards Board ("FASB") issued Accounting Standards Update ("ASU") 2023-07, Segment Reporting (Topic 280): Improvements to Reportable Segment Disclosures, amending reportable segment disclosure requirements to include disclosure of incremental segment information on an annual and interim basis. Among the disclosure enhancements are new disclosures regarding significant segment expenses that are regularly provided to the chief operating decision-maker and included within each reported measure of segment profit or loss, as well as other segment items bridging segment revenue to each reported measure of segment profit or loss. The amendments in ASU 2023-07 are effective for fiscal years beginning after December 15, 2023, and for interim periods within fiscal years beginning after December 15, 2024, and are applied retrospectively. The adoption of this update as of December 31, 2024 had minimal impact on our consolidated financial statements and disclosure. See Note 11 Segment Reporting.

In December 2023, the FASB issued ASU 2023-09, Income Taxes (Topic 740): Improvement to Income Tax Disclosures, amending income tax disclosure requirements for the effective tax rate reconciliation and income taxes paid. The amendments in ASU 2023-09 are effective for fiscal years beginning after December 15, 2024 and are applied prospectively. Early adoption and retrospective application of the amendments are permitted. We are currently evaluating the impact of this update on our consolidated financial statements and disclosures.

In November 2024, the FASB issued ASU 2024-03, Income Statement—Reporting Comprehensive Income—Expense Disaggregation Disclosures (Subtopic 220-40): Disaggregation of Income Statement Expenses, which requires disclosure about the types of costs and expenses included in certain expense captions presented on the income statement. The new disclosure requirements are effective for the Company's annual periods beginning after December 15, 2026, and interim periods beginning after December 15, 2027, with early adoption permitted, and may be applied



either prospectively or retrospectively. The Company is currently evaluating the ASU to determine its impact on our consolidated financial statements and disclosures.

From time to time, new accounting pronouncements are issued by the FASB that are adopted by the Company as of the specified effective date. Unless otherwise discussed, management believes that the impact of recently issued standards did not or will not have a material impact on the Company's consolidated financial statements upon adoption.

### 3. Buildings and Equipment

At December 31, 2024 and 2023, the Company's buildings and equipment were as follows:

	December 31, 2024	December 31, 2023
Buildings	\$ 2,301,375	\$ 2,249,908
Equipment and Vehicles	4,359,327	4,380,047
	6,660,702	6,629,955
Accumulated Depreciation	(6,217,622)	(6,244,906)
Balance	\$ 443,080	\$ 385,049

Depreciation expense on buildings and equipment for the years ended December 31, 2024 and 2023 was \$119,572 and \$83,741, respectively.

### 4. Leases

During 2024, the Company had two lease agreements for building space in Donnelly and Boise, Idaho both of which have been determined to be operating leases. Both leases provide the option for the Company to extend leases for additional time periods of one and two years, respectively, which was not recognized as part of the right to use assets and lease liabilities value. For measurement of the original lease liability and right of use asset, the Company assumed a discount rate of 10.0% based on the Company's estimated incremental borrowing rate. The weighted average remaining lease term for operating leases as of December 31, 2024 was 0.4 years. At December 31, 2024, all remaining undiscounted lease payments of \$29,000 will be paid in 2025.

For the years ended December 31, 2024 and 2023, rent expense of \$247,936 and \$195,214, respectively, is included in exploration expense on the Consolidated Statements of Operations.

### 5. Mineral Properties and Interest

At December 31, 2024 and 2023, the Company's mineral properties and interest at the Stibnite Gold Project totaled \$66,786,048 and \$72,820,365, respectively.

The Company's subsidiaries acquired mineral rights to the Stibnite Gold Project through several transactions. All mineral and surface rights, where applicable, are held by the Company's subsidiaries through patented and unpatented lode mining claims and mill sites, except the Cinnabar option claims which are held under an option to purchase, and all of the Stibnite Gold Project is subject to a 1.7% Net Smelter Returns ("NSR") royalty upon the sale of project-related gold production.

On March 21, 2024, Perpetua Resources and its subsidiaries granted a 100% NSR royalty on the future payable silver production from the Project to Franco-Nevada Idaho Corporation ("Franco-Nevada") for gross proceeds of \$8,500,000. The silver royalty agreement applies to the same properties as the gold royalty previously purchased by Franco-Nevada in 2013. The silver royalty agreement provides a mechanism whereby Franco-Nevada can receive minimum payments equal to 100% of the payable silver from the sale of doré commencing in the seventh calendar year following commercial production and ending upon the completion of the fifteenth calendar year following commercial production. The silver royalty agreement also provides Franco-Nevada an option upon the occurrence of certain conditions precedent (including achieving commercial production) to pay the Company a contingent payment and receive a royalty on any silver payable from the production of antimony concentrate from the Project. The Company incurred costs of \$164,835 associated with this transaction. The net proceeds of \$8,335,115 were recorded as a reduction to the carrying value of the mineral properties and interests during the year ended December 31, 2024.

The Company's obligations under the gold and silver royalty agreements with Franco-Nevada are secured by a continuing security interest and a first priority lien on certain collateral including the land and mineral interests comprising the Project.

Included in mineral properties and interest are annual payments made under option agreements, where the Company is entitled to continue to make annual option payments or, ultimately, purchase certain properties. On November 22,

2024, the Company exercised its option to purchase certain properties containing water rights which can be used for mitigation during operations and increased mineral properties by \$1,939,950 related to this transaction. Annual payments made under other option agreements during 2024 were approximately \$30,000.

As of December 31, 2024, it has not yet been determined that the Project's mining deposits can be economically and legally extracted or produced because the Project's estimated reserves do not yet meet the definition of proven reserves under S-K 1300.

Accordingly, development costs related to such reserves will not be capitalized unless they are incurred after such determination. Upon commencement of commercial production, capitalized costs will be amortized over their estimated useful lives or units of production, whichever is a more reliable measure.

Although the Company has taken steps to review and verify mineral rights to the properties in which it has an interest, in accordance with industry standards for properties in the development stage, these procedures do not guarantee the Company's title and interests. Mineral title may be subject to unregistered prior agreements and noncompliance with regulatory requirements.

## 6. Equity

### a. *Authorized*

- Unlimited number of common shares without par value.
- Unlimited number of first preferred shares without par value.
- Unlimited number of second preferred shares without par value.

### b. *Offerings*

ATM: On May 12, 2023, the Corporation entered into the Sales Agreement providing for the sale by the Corporation, from time to time, of the Corporation's common shares having an aggregate gross offering price of up to \$20.0 million (the "ATM Offering"). During the year ended December 31, 2024, the Corporation sold 1,834,104 common shares in exchange for proceeds of approximately \$10.4 million, which is net of offering costs of approximately \$0.6 million. During the year ended December 31, 2023, the Corporation sold 894,882 common shares in exchange for proceeds of approximately \$2.1 million, which is net of offering costs of approximately \$0.7 million. As of December 31, 2024, \$6.2 million remained available under the program.

2024 Offering: On November 18, 2024, the Corporation entered into an underwriting agreement providing for the sale by the Corporation of 3,439,465 of its common shares to the underwriters at a price of \$10.17 per share. Gross proceeds received from this sale was approximately \$33.2 million, which is net of offering costs of approximately \$1.8 million. The Corporation granted the underwriters an option to purchase up to an additional 515,919 shares within 30 days of the offering which they did not exercise.

### c. *Share-based compensation*

On March 8, 2021, the Corporation adopted the Omnibus Equity Incentive Plan (the "Plan") to provide the Corporation with share-related mechanisms to attract, retain and motivate qualified directors, employees and consultants of the Company and its subsidiaries, to reward such of those directors, employees and consultants as may be granted awards under this Plan by the Board from time to time for their contributions toward the long-term goals and success of the Corporation and to enable and encourage such directors, employees and consultants to acquire shares as long-term investments and proprietary interests in the Corporation. The Plan was approved by the Corporation's shareholders on April 16, 2021. On May 16, 2024, the Corporation's approved an amendment to the Plan to increase the aggregate number of common shares available for the grant of awards under the Plan.

The Plan allows for awards in the following forms: share purchase option, restricted share unit, performance share unit or deferred share unit. Under the terms of the Plan, as amended, the aggregate maximum number of shares that may be issued pursuant to awards granted under the Plan cannot exceed 8,280,530 shares. Shares delivered under the Plan can be: 1) authorized but unissued shares, 2) treasury shares, or 3) shares purchased on the open market or by private purchase.

Share-based compensation for the years ended December 31, 2024 and 2023 was recognized in the Consolidated Statements of Operations as follows:

	<b>December 31,</b>	
	<b>2024</b>	<b>2023</b>
Exploration	\$ 1,980,157	\$ 1,594,534
Corporate salaries and benefits	1,490,897	1,074,728
Directors' fees	425,956	369,142
<b>Total</b>	<b>\$ 3,897,010</b>	<b>\$ 3,038,404</b>

#### Share Purchase Options

A summary of share purchase option activity within the Company's share-based compensation plan for the years ended December 31, 2024 and 2023 is as follows:

	<b>Number of Options</b>	<b>Weighted Average Exercise Price (C\$)</b>
Balance, December 31, 2022	1,945,650	\$ 9.23
Options granted	-	-
Options expired	(219,400)	7.07
Options cancelled or forfeited	(35,500)	11.48
Options exercised	(25,000)	4.40
Balance, December 31, 2023	1,665,750	\$ 9.54
Options granted	-	-
Options expired	(350,875)	9.52
Options cancelled or forfeited	-	-
Options exercised	(619,375)	8.04
Balance, December 31, 2024	695,500	\$ 10.88

During the years ended December 31, 2024 and 2023, the Company's total share-based compensation from options was nil and \$289,356, respectively.

The fair value of options granted is estimated at the time of the grant using the Black-Scholes option pricing model. The risk-free interest rate is based on the government security rate with an equivalent term in effect as of the date of grant. The expected option lives and volatility assumptions are based on historical data of the Company. No options were granted during the years ended December 31, 2024 and 2023.

As of December 31, 2024, share purchase options outstanding and exercisable were 695,500 and 605,500, have a weighted average exercise price of C\$10.88 and C\$11.14, respectively, and have a remaining weighted average life of 1.03 years and 1.00 years, respectively.

As of December 31, 2024, there was no unvested compensation associated with the share purchase options. As of December 31, 2024, the intrinsic value of outstanding and exercisable share purchase options is \$1.9 million and \$1.5 million, respectively. During the years ended December 31, 2024 and 2023, the intrinsic value of share purchase options exercised was \$1,697,172 and \$30,594, respectively.

#### Restricted Share Units

The following table summarizes activity for restricted share units ("RSUs") awarded under the Plan that vest over the required service period of the participant.

	<b>Share Units</b>	<b>Weighted Average Grant Date Fair Value</b>
Unvested, December 31, 2022	371,956	\$4.13
Granted	385,039	3.40
Distributed (vested)	(147,506)	4.23
Cancelled	(7,849)	3.72

Unvested, December 31, 2023	601,640	\$3.64
Granted	521,128	3.10
Distributed (vested)	(248,755)	3.76
Cancelled	(2,285)	3.72
Unvested, December 31, 2024	871,728	\$3.28

During the years ended December 31, 2024 and 2023, the Company awarded 521,128 RSUs (2023: 385,039 RSUs) with a weighted average grant date fair value of \$3.10 per RSU (2023: \$3.40) or approximately \$1.6 million total (2023: \$1.3 million). During the years ended December 31, 2024 and 2023, the fair value of RSUs distributed was \$1,084,313 and \$500,500, respectively.

During the years ended December 31, 2024 and 2023, the Company has recognized \$1,450,183 and \$1,262,926, respectively in compensation expense for Restricted Share Units. The Company expects to record an additional \$869,839 in compensation expense over the remaining vesting period related to these awards. Unvested units at December 31, 2024 are expected to vest as follows:

2025	440,945
2026	251,818
2027	148,023
Total	840,786

Unvested units will be forfeited by participants upon termination of employment in advance of vesting, with the exception of termination by the Company not for cause or due to the employee's death, disability, or retirement if certain criteria are met.

#### Performance Share Units

The following table summarizes activity for performance share units ("PSUs") and market-based performance share units ("MPSUs") awarded under the Plan:

	Share Units	Weighted Average Grant Date Fair Value
Unvested, December 31, 2022	263,266	\$6.77
Granted	301,035	5.80
Distributed	(12,725)	2.74
Cancelled	(4,993)	5.03
Unvested, December 31, 2023	546,583	\$6.35
Granted	515,502	4.81
Distributed	(1,395)	4.79
Cancelled	(3,247)	4.92
Unvested, December 31, 2024	1,057,443	\$5.61

During the years ended December 31, 2024 and 2023, the Company recognized \$1,984,866 and \$1,089,214 respectively, in compensation expense related to PSUs and MPSUs. The Company expects to record an additional \$2.3 million in compensation expense over the next 1.64 years. During the years ended December 31, 2024 and 2023, the fair value of PSUs distributed was \$9,472 and \$41,790, respectively.

The PSUs and MPSUs are expected to vest as follows:

2025	383,233
2026	283,862
2027	328,448
Total	995,543

*PSUs:* These PSUs vest upon completion of the performance period and specific performance conditions set forth for each individual grant for individually defined reporting and operating measurement objectives. The Company determines the factor to be applied to that target number of PSUs, with such percentage based on level of achievement of the performance conditions. Upon the achievement of the conditions, any unvested PSUs become fully vested. Certain vesting provisions also apply in the event of the employee's termination of employment by the Company

without cause or a termination of employment due to the employee’s death, disability, or retirement if certain criteria are met. During the year ended December 31, 2024, PSUs awarded had a weighted average grant date fair value of \$4.23 per PSU, or \$533,400 in total. During the year ended December 31, 2023, PSUs awarded had a weighted average grant date fair value of \$3.67 per PSU, or \$86,165 in total.

*MPSUs:* During the years ended December 31, 2024 and 2023, the Company granted MPSUs where vesting is based on the Company’s cumulative total shareholder return (“TSR”) as compared to the constituents that comprise the VanEck Junior Gold Miners ETF (“GDXJ Index”) a group of similar junior gold mining companies, over a three year period (the “Performance Period”). The ultimate number of MPSUs that vest may range from 0% to 200% of the original target number of shares depending on the relative achievement of the TSR performance measure at the end of the Performance Period. Because the number of MPSUs that are earned will be based on the Company’s TSR over the Performance Period, the MPSUs are considered subject to a market condition. Compensation cost is recognized ratably over the Performance Period regardless as to whether the market condition is actually satisfied; however, the compensation cost will reverse if an employee terminates prior to satisfying the requisite service period.

During the year ended December 31, 2024, the Company awarded 389,502 MPSUs (2023: 277,535 MPSUs) that had a weighted grant date fair value of \$5.00 (2023: \$5.98) per MPSU or approximately \$1.9 million (2023: \$1.7 million) in total. The grant date fair value of MPSUs was estimated using a Monte Carlo simulation model. Assumptions and estimates utilized in the model include expected volatilities of the Corporation’s stock price and the GDXJ Index, the Company’s risk-free interest rate and expected dividends. The probabilities of the actual number of MPSUs expected to vest and resultant actual number of common shares expected to be awarded are reflected in the grant date fair values of the various MPSU awards. The per MPSU grant date fair value for the market condition was based on the following variables:

	<b>2024</b>	<b>2023</b>
Grant date fair value	\$5.00	\$5.98
Risk-free interest rate	4.38%	4.15%
Expected term (in years)	3.0	3.0
Expected stock price volatility	57.36%	65.74%
Expected dividend yield	-	-

The expected volatility utilized is based on the historical volatilities of the Corporation’s common shares and the GDXJ Index in order to model the stock price movements. The volatility used was calculated over the most recent three year period. The risk-free interest rates used are based on the implied yield available on a U.S. Treasury zero-coupon bill with a term equivalent to the Performance Period. The expected dividend yield of zero was used since it is the mathematical equivalent to reinvesting dividends in each issuing entity over the Performance Period.

#### Deferred Share Units

The following table summarizes activity for deferred share units (“DSUs”) awarded under the Plan:

	<b>Share Units</b>	<b>Weighted Average Grant Date Fair Value</b>
Outstanding, December 31, 2022	145,675	\$3.82
Granted	112,465	3.53
Distributed	(31,566)	3.77
Outstanding, December 31, 2023	226,574	\$3.68
Granted	115,107	4.01
Distributed	-	-
Outstanding, December 31, 2024	341,681	\$3.79

Under the Plan, the Company may issue DSUs to non-employee directors. During the years ended December 31, 2024 and 2023, 115,107 and 112,465 shares, respectively, with a grant date fair value of \$461,961 and \$396,908, respectively, were granted to the non-employee directors and the related compensation expense was charged to directors’ fees in the Consolidated Statements of Operations. The DSUs are fully vested as of the date of grant. During the years ended December 31, 2024 and 2023, the fair value of DSUs distributed was \$nil and \$109,534, respectively.

## 7. Income taxes

No benefit (provision) has been recognized for the years ended December 31, 2024 and 2023. The United States and Canada components of net loss for the years ended December 31, 2024 and 2023 are as follows:

	December 31,	
	2024	2023
United States	\$ 7,576,870	\$13,184,435
Canada	6,906,131	5,586,745
<b>Total</b>	<b>\$14,483,001</b>	<b>\$18,771,180</b>

The benefit (provision) for income taxes reported differs from the amount computed by applying the applicable income tax rates to the loss before the tax provision due to the following:

	December 31,	
	2024	2023
Income tax benefit computed at statutory rate of 21%	\$ (3,041,430)	\$ (3,941,948)
State tax, net of federal tax benefit	(651,597)	(860,095)
Difference in foreign tax rates	(1,117,211)	(682,386)
Change in state tax rate	186,472	451,821
Deferred tax adjustments	(175,780)	(1,414,333)
Change in valuation allowance	4,324,982	6,279,227
Non-deductible (taxable) items:		
Share-based compensation	748,565	275,189
Equity finance costs	(276,266)	(239,618)
Other	2,265	132,143
<b>Income tax provision (benefit)</b>	<b>\$ -</b>	<b>\$ -</b>

The significant components of the Company's deferred tax assets are as follows:

	December 31,	
	2024	2023
Net operating loss carryforward – U.S.	\$ 42,705,202	\$ 42,897,060
Net operating loss carryforward – CAD	12,439,837	10,870,180
Buildings and equipment	380,364	423,286
Mineral interest and properties	24,499,116	19,810,660
Financing costs	880,244	510,424
Environmental obligation	-	67,717
CWA settlement payable	509,981	1,279,100
Share-based compensation	2,101,985	2,575,273
Other	53,332	441,559
Deferred tax assets	83,570,061	78,875,259
Less valuation allowance	(83,570,061)	(78,875,259)
<b>Net deferred tax assets</b>	<b>\$ -</b>	<b>\$ -</b>

The Company records a valuation allowance if, based on the weight of all available evidence, it is more likely than not that some or all of the deferred tax assets will not be realized. As of December 31, 2024 and 2023, the Company has determined that a full valuation allowance is necessary against its net deferred tax assets based on the weight of all available evidence. The resulting valuation allowance recorded against the net deferred tax assets of the Company is approximately \$83.6 million and \$78.9 million as of December 31, 2024 and 2023, respectively. At December 31, 2024, approximately \$880,244 of the allowance balance relates to future tax benefits that will be credited directly to equity once it is recognized. The changes in the valuation allowance for the years ended December 31, 2024 and 2023 are as follows:

	<b>2024</b>	<b>2023</b>
Valuation allowance on deferred tax assets, beginning of year	\$ (78,875,259)	\$ (92,702,215)
Change related to:		
Valuation allowance movement recognized in continuing operations	(4,324,982)	(6,279,227)
Valuation allowance movement associated with mineral property acquisition	-	20,043,175
Valuation allowance movement recognized in equity	(369,820)	63,008
Valuation allowance on deferred tax assets, end of year	\$ (83,570,061)	\$ (78,875,259)

As of December 31, 2024, the Company has U.S. loss carryforwards of approximately \$82.2 million that expire in 2029 through 2037 and approximately \$93.7 million with no expiration but which are subject to an 80% limitation upon utilization. The Company has state net operating loss carryforwards of approximately \$128.5 million that expire in 2031 through 2043 and Canadian loss carryforwards of approximately \$46.1 million that expire in 2031 through 2044 available to reduce future years' income for tax purposes. The deferred tax asset table above reflects the tax-effected balances of the Company's net operating loss carryforwards using a 25.50% rate for U.S.-based carryforwards and 27.00% rate for Canada-based carryforwards. Our utilization of U.S. net operating loss carryforwards may be subject to annual limitations under Section 382 of the Code due to changes in control that may have occurred as a result of recent capital transactions.

In 2024 and 2023, the Company evaluated its tax positions for years which remain subject to examination by major tax jurisdictions and as a result concluded no adjustment was necessary. The Company files income tax returns in the U.S. and Canada federal jurisdictions, the state of Idaho jurisdiction, and the province of British Columbia jurisdiction. The Company had no unrecognized tax benefits as of December 31, 2024 and 2023. The Company recognizes interest accrued related to unrecognized tax benefits and penalties in its income tax provision. U.S. tax returns for the years 2021 to 2023 and Canadian tax returns for the years 2020 to 2023 remain subject to examination but there are currently no ongoing exams in any taxing jurisdictions. Tax returns for years prior to 2021 may remain open with respect to net operating loss carryforwards that are utilized in a later year, as tax attributes from prior years can be adjusted during an audit of a later year.

## 8. Environmental Reclamation Liabilities

On January 15, 2021, the Company agreed to an Administrative Settlement Agreement and Order on Consent ("ASAOC"). The Company has accounted for its obligation under the ASAOC as an environmental reclamation liability. The provision for the liability associated with the terms of the ASAOC is based on cost estimates developed with the use of engineering consultants, independent contractor quotes and the Company's internal development team. The timing of cash flows is based on the latest schedule for early action items. The estimated environmental reclamation liability may be subject to change based on changes to cost estimates and is adjusted for actual work performed. During the year ended December 31, 2024, the Company spent \$2.3 million (2023: \$10.9 million) on ASAOC activities. At December 31, 2024, no further costs were accrued associated with this liability. Movements in the environmental reclamation liability during the years ended December 31, 2024 and 2023 are as follows:

	<b>Years ended December 31,</b>	
	<b>2024</b>	<b>2023</b>
Balance at beginning of year	\$ 764,607	\$ 10,800,936
Additions	1,524,002	898,173
Work performed on early action items	(2,288,609)	(10,934,502)
Balance at end of year	\$ -	\$ 764,607
Current portion	\$ -	\$ 764,607
Non-current portion	-	-
Balance	\$ -	\$ 764,607

The Company provided \$7.5 million in financial assurance for Phase 1 projects under the ASAOC. The Company paid \$3.0 million in cash collateral for a surety bond related to the ASAOC statement of work in early 2021.

## 9. Commitments and Contingencies

### a. Mining Claim Assessments

The Company currently holds mining claims and mill sites for which it has an annual assessment obligation of \$334,800 to maintain the claims in good standing. The Company is committed to these payments indefinitely.’

### b. Stibnite Foundation

Upon formation of the Stibnite Foundation on February 26, 2019, the Company became contractually liable for certain future payments to the Stibnite Foundation based on several triggering events, including receipt of a final Record of Decision (“ROD”) issued by the USFS, receipt of all permits and approvals necessary for commencement of construction, commercial production, and of the final reclamation phase. These payments will begin in the first quarter of 2025 based on the current permitting schedule and range from \$0.1 million (upon receipt of the ROD) to \$1 million (upon commencement of final reclamation phase) in cash and 150,000 common shares of the Company. During commercial production, the Company will make payments to the Stibnite Foundation equal to 1% of Total Comprehensive Income less debt repayments, or a minimum of \$0.5 million each year.

The Stibnite Foundation will support projects that benefit the communities surrounding the Stibnite Gold Project and was created through the establishment of the Community Agreement between Perpetua Resources Idaho, Inc. and eight communities and counties throughout the West Central Mountains region of Idaho.

### c. Option Payments on Other Properties

The Company is obligated to make option payments on mineral properties in order to maintain the option to purchase these properties. As of December 31, 2024, the option payments due on these properties in 2025 are approximately \$30,000. The agreements include options to extend.

### d. Off balance sheet arrangements

The Company has no off-balance sheet arrangements as of December 31, 2024 and the date of this Annual Report.

### e. Legal Update

The Corporation and its subsidiaries have been parties to an ongoing legal proceeding with the Nez Perce Tribe for claimed violations of the Clean Water Act (“CWA”) allegedly linked to historical mining activities. In August 2019, the Nez Perce Tribe filed suit against the Company in the U.S. District Court for the District of Idaho. The Company filed an answer generally denying liability and later, the court allowed the Company to amend and file a third-party complaint against the Forest Service. The Company also filed a separate CWA citizen suit against the Forest Service alleging that several of the point source discharges, as alleged by the Nez Perce Tribe in its complaint, were occurring on lands owned and controlled by the United States government. Pursuant to the terms of the voluntary ASAOC executed in January 2021 with the U.S. Environmental Protection Agency (“U.S. EPA”) and the United States Department of Agriculture, the Company agreed to dismiss its pending actions against the Forest Service without prejudice.

On August 8, 2023, the Company and the Nez Perce Tribe filed a final Settlement Agreement (the “Settlement Agreement”) to resolve the Tribe’s CWA litigation. The parties jointly asked the court to approve the Settlement Agreement and dismiss the case without prejudice. The Settlement Agreement provides for total payments of \$5 million by Perpetua over a four-year period. This includes \$4 million of contributions by Perpetua to a South Fork Salmon Water Quality Enhancement Fund (the “Fund”) to be used by the Nez Perce Tribe to support water quality improvement projects in the South Fork Salmon River watershed and \$1 million of reimbursements to the Nez Perce Tribe for legal expenses. Following a 45-day review period by the United States Justice Department and the U.S. EPA, the U.S. District Court for the District of Idaho approved the Stipulation for Dismissal and entered a Judgment on October 2, 2023 which resulted in the CWA lawsuit being dismissed without prejudice. Under the Settlement Agreement, a dismissal with prejudice is contemplated after completion of Perpetua’s required payments. Once Perpetua has satisfied its payment obligations under the Settlement Agreement, the Company anticipates that the parties will submit a stipulation for dismissal with prejudice to the District Court. The Company recognized an expense of \$5 million during the second quarter of 2023. During the year ended December 31, 2024, the Company paid \$2,000,000 on this settlement obligation. As of December 31, 2024, CWA settlement payable current portion is \$1,000,000 with the remaining \$2,000,000 classified as long-term.

The voluntary CERCLA ASAOC entered into by the Company, the U.S. EPA, and the United States Department of Agriculture (“USDA”) required numerous early cleanup actions (referenced as “Phase 1” in the ASAOC) at the Stibnite Gold Project site (the “Stibnite Site”). The Company began the Phase 1 activities in 2022. As of December 31, 2024, the Company determined it had completed all Phase 1 response actions required by the ASAOC and filed



necessary reports with the U.S. EPA and USDA with respect to such completion. Pursuant to the terms of the ASAOC, the two federal agencies are reviewing the reports submitted by the Company to ascertain whether they agree that the required Phase 1 activities are complete. During the year ended December 31, 2024, the Company spent \$2.3 million on ASAOC activities (2023: \$10.9 million). At December 31, 2024, no further costs were accrued associated with this Phase 1 liability. The ASAOC includes a process under which the Company and the signatory federal agencies will evaluate whether the Company will proceed with additional response actions after federal agencies confirm that the Phase 1 work has been completed in accordance with the ASAOC requirements. The scope of any such potential additional actions and their costs have not yet been determined.

Following the USFS' publication of the ROD and FEIS authorizing the mine plan for the Project, claims were filed in the U.S. District Court for the District of Idaho against the USFS and other federal agencies on February 18, 2025 by a number of claimants, including Save the South Fork Salmon and the Idaho Conservation League, alleging violations of NEPA and other federal laws in the regulatory review process. Among other remedies, the claimants seek to vacate the ROD, FEIS, Final Biological Opinions, and Project approvals and to enjoin any further implementation of the Project. PRII has filed a motion with the court to intervene in this lawsuit. The Company believes the federal regulatory process was conducted thoroughly and completely by the relevant federal regulatory agencies. However, there can be no assurance that the permits and Project approvals will be upheld upon judicial review.

## 10. Government Grants

The Company has been awarded government grants by the U.S. Department of Defense ("DOD") as described below. Accounting for these DOD grants does not fall under Accounting Standard Codification 606, *Revenue from Contracts with Customers*, as the DOD does not meet the definition of a customer under this standard. The DOD grant proceeds, which will be used to reimburse expenses incurred, meet the definition of grants related to expenses as the primary purpose for the payments is to fund research and development on antimony trisulfide and the advancement of the Company's Stibnite Gold Project.

During the years ended December 31, 2024 and 2023, grant income, which is included within other income (expense) on the Consolidated Statements of Operations, included the following:

Government Grant	Years ended December 31,	
	2024	2023
SBIR	\$ -	\$ 124,997
DPA	33,619,111	15,601,205
DOTC	3,745,935	5,351,680
Total	<u>\$ 37,365,046</u>	<u>\$ 21,077,882</u>

At December 31, 2024 and 2023, grant receivable, which is included in receivables on the Consolidated Balance Sheets, include the following:

Government Grant	As at December 31,	
	2024	2023
DPA	\$ 2,382,594	\$ 1,232,025
DOTC	106,827	1,895,745
Total	<u>\$ 2,489,421</u>	<u>\$ 3,127,770</u>

Information regarding each individual grant is as follows:

**Small Business Innovation Research ("SBIR") Grant:** In September 2022, the Company was awarded two separate funding grants from the U.S. Department of Defense ("DOD") Defense Logistics Agency ("DLA") totaling \$200,000 to study the domestic production of military-grade antimony trisulfide. The programs were complete in September 2023 so no additional grant income is anticipated under the program.

**Defense Production Act ("DPA") Grant:** On December 16, 2022, the Company entered into an undefinitized Technology Investment Agreement ("TIA") with the DOD - Air Force Research Laboratory for an award of up to \$24.8 million under Title III of the DPA. On July 25, 2023, the TIA was definitized with the DOD, establishing the full not-to-exceed amount of \$24.8 million and on May 2, 2024, the TIA was modified with an additional \$34.4 million in funding, bringing the total amount of the TIA to \$59.2 million. The funding objective of the TIA is to complete environmental and engineering studies necessary to obtain a Final Environmental Impact Statement, a ROD, and other ancillary permits to sustain the domestic production of antimony trisulfide capability for defense energetic materials at the Stibnite Gold Project. Proceeds from the grant will be used primarily to reimburse the Company for certain costs incurred through June 16, 2025 related to environmental baseline data monitoring,

environmental and technical studies and other activities related to advancing the Company’s construction readiness and the permitting process for the Stibnite Gold Project. During the years ended December 31, 2024 and 2023, the Company was reimbursed approximately \$32,468,545 and \$14,369,177, respectively, for certain costs incurred.

**DOD Ordnance Technology Consortium (“DOTC”) Grant:** On August 18, 2023, the Company’s wholly owned subsidiary, Perpetua Resources Idaho, Inc., was awarded an Ordnance Technology Initiative Agreement (“OTIA”) of up to \$15.5 million under the Prototype Other Transaction Authority of the DOD through the DOTC. The funding objective of the OTIA is to demonstrate a fully domestic antimony trisulfide supply chain using ore from the Stibnite Gold Project site. The OTIA designates funding to the Company to conduct activities to meet this objective, including obtaining additional core samples from the Project site, conducting a pilot plant study to produce mil-spec antimony trisulfide from the samples, designing a full-scale process circuit, and delivering a modular pilot plant for the DOD to use in further investigations. Under the OTIA, the Company will be reimbursed for these activities on a cost-plus fixed fee basis over the 24-month period of performance. The current estimated amount is \$15.5 million, which is subject to adjustment by the DOD based on scope, costs, budget, or other factors as the program advances. Perpetua will be entitled to reimbursement for all costs incurred under the agreement, with the negotiated fee being 12%. The OTIA contains customary terms and conditions for OTIAs, including ongoing reporting obligations. During the year ended December 31, 2024, the Company received cash from this grant of \$5,534,854 (2023: \$3,455,934) for reimbursement of certain costs incurred of \$4,941,834 (2023: \$3,085,656) and 12% fee income of \$593,020 (2023 \$370,278). During the year ended December 31, 2024, grant income includes \$401,350 (2023: \$573,394) of 12% fee income earned on costs incurred.

## 11. Segment Reporting

Operating segments are defined as components of an enterprise that engage in activities from which it may earn revenues and incur expenses for which separate operational financial information is available and is regularly evaluated by the CODM, who is our Chief Executive Officer, for the purpose of allocating an enterprise’s resources and assessing its operating performance. The Company has determined that it operates as a single reportable segment, focused on the exploration of its mineral interests in the state of Idaho, United States. This determination is based on the financial information reviewed by the CODM, which is assessed at a consolidated level.

The CODM is responsible for evaluating performance, allocating resources, and making strategic decisions. The primary measure used to assess the Company’s profitability is consolidated net loss, which is used to compare budgeted versus actual results and informs operating cash flow decisions on a monthly basis. The financial position, results of operations, and cash flows of the Company’s single reportable segment align with the consolidated financial statements presented herein. The measure of segment assets is reported on the consolidated balance sheet as total assets.

The CEO primarily evaluates the Company’s performance based on consolidated net loss and reviews significant expenses, when applicable, on a consolidated basis, consistent with the presentation in the consolidated statements of operations. While the CEO’s primary focus is on overall consolidated results, he also reviews supplemental information on exploration costs by major category. The following table presents the Company’s exploration costs by major category:

	Years ended December 31	
	2024	2023
Consulting and labor cost	\$ 8,730,881	\$ 6,869,587
Engineering	23,155,660	9,713,607
Environmental and reclamation	371,881	206,667
Field office and drilling support	3,629,986	2,448,487
Legal and sustainability	1,215,792	1,534,147
Permitting	8,187,295	9,135,213
Total Exploration	\$ 45,291,495	\$ 29,907,708

**Item 9. Changes in and Disagreements with Accountants on Accounting and Financial Disclosure.**

None.

**Item 9A. Controls and Procedures.****Evaluation of Disclosure Controls and Procedures**

The Company's management, with the participation of the Company's Chief Executive Officer and Principal Financial Officer, has evaluated the effectiveness of the Company's disclosure controls and procedures as of December 31, 2024 (the "Evaluation Date"). Based on that evaluation, the Company's Chief Executive Officer and Principal Financial Officer concluded that the Company's disclosure controls and procedures were effective as of the Evaluation Date.

**Management's Annual Report on Internal Control Over Financial Reporting**

Our management is responsible for establishing and maintaining adequate internal control over financial reporting, as such term is defined in Rules 13a-15(f) and 15d-15(f) under the Exchange Act, for the Company.

Our internal control over financial reporting includes those policies and procedures that: (1) pertain to the maintenance of records that, in reasonable detail, accurately and fairly reflect the transactions and dispositions of our assets; (2) provide reasonable assurance that transactions are recorded as necessary to permit preparation of financial statements in accordance with accounting principles generally accepted in the United States of America, and that our receipts and expenditures are being made only in accordance with authorizations of our management and directors; and (3) provide reasonable assurance regarding prevention or timely detection of unauthorized acquisition, use or disposition of our assets that could have a material effect on the financial statements.

Management conducted an evaluation of the effectiveness of our internal control over financial reporting, as of the Evaluation Date, based on the framework set forth in Internal Control-Integrated Framework 2013 issued by the Committee of Sponsoring Organizations of the Treadway Commission (COSO). Based on its evaluation under this framework, management concluded that our internal control over financial reporting was effective as of the Evaluation Date.

This annual report does not include an attestation report of our registered public accounting firm regarding internal control over financial reporting. Management's report was not subject to attestation by our registered public accounting firm pursuant to rules of the Securities and Exchange Commission that permit us to provide only management's report in this annual report.

**Changes in Internal Control Over Financial Reporting.**

There were no changes in our internal control over financial reporting that occurred during the quarter ended December 31, 2024 that have materially affected, or that are reasonably likely to materially affect, our internal control over financial reporting.

**Item 9B. Other Information.**

None.

**Item 9C. Disclosure Regarding Foreign Jurisdictions that Prevent Inspections.**

Not applicable.

## PART III

### **Item 10. Directors, Executive Officers and Corporate Governance.**

The information required by this Item is incorporated herein by reference to the information that will be contained in our proxy statement related to the 2025 Annual Meeting of Shareholders, which we intend to file with the SEC within 120 days of the end of our fiscal year pursuant to General Instruction G(3) of Form 10-K.

### **Item 11. Executive Compensation.**

The information required by this Item is incorporated herein by reference to the information that will be contained in our proxy statement related to the 2025 Annual Meeting of Shareholders, which we intend to file with the SEC within 120 days of the end of our fiscal year pursuant to General Instruction G(3) of Form 10-K.

### **Item 12. Security Ownership of Certain Beneficial Owners and Management and Related Stockholder Matters.**

The information required by this Item is incorporated herein by reference to the information that will be contained in our proxy statement related to the 2025 Annual Meeting of Shareholders, which we intend to file with the SEC within 120 days of the end of our fiscal year pursuant to General Instruction G(3) of Form 10-K.

### **Item 13. Certain Relationships and Related Transactions, and Director Independence.**

The information required by this Item is incorporated herein by reference to the information that will be contained in our proxy statement related to the 2025 Annual Meeting of Shareholders, which we intend to file with the SEC within 120 days of the end of our fiscal year pursuant to General Instruction G(3) of Form 10-K.

### **Item 14. Principal Accountant Fees and Services.**

The information required by this Item is incorporated herein by reference to the information that will be contained in our proxy statement related to the 2025 Annual Meeting of Shareholders, which we intend to file with the SEC within 120 days of the end of our fiscal year pursuant to General Instruction G(3) of Form 10-K.

## PART IV

### Item 15. Exhibit and Financial Statement Schedules.

- (a) The following documents are filed as part of the report:
- (1) Consolidated Financial Statements  
Report of Independent Registered Public Accounting Firm (PCAOB ID No. 238)  
Consolidated Balance Sheets as of December 31, 2024 and 2023  
Consolidated Statements of Operations for the Years Ended December 31, 2024 and 2023  
Consolidated Statements of Changes in Shareholders' Equity for the Years Ended December 31, 2024 and 2023  
Consolidated Statements of Cash Flows for the Years Ended December 31, 2024 and 2023  
Notes to the Consolidated Financial Statements
  - (2) Financial Statement Schedules  
All schedules have been omitted as they are either not required or not applicable or the required information is included in the Consolidated Financial Statements or notes thereto.
  - (3) See Item 15(b)
- (b) Exhibits:

<u>Exhibit No.</u>	<u>Exhibit or Financial Statement Schedule</u>
1.1*	Controlled Equity Offering <sup>SM</sup> Sales Agreement by and between Cantor Fitzgerald & Co. and Perpetua Resources Corp., dated as of May 12, 2023 (incorporated by reference to Exhibit 1.1 of the Company's Quarterly Report on Form 10-Q for the quarterly period ended March 31, 2023, filed with the SEC on May 12, 2023).
3.1	Certificate of Incorporation of Perpetua Resources Corp. (incorporated by reference to Exhibit 4.1 of the Company's Registration Statement on Form S-8 (File No. 333-255147) filed with the SEC on April 9, 2021).
3.2	Notice of Articles and Articles filed under the Business Corporations Act (British Columbia) (incorporated by reference to Exhibit 4.2 of the Company's Registration Statement on Form S-8 (File No. 333-255147) filed with the SEC on April 9, 2021).
3.3	Certificate of Change of Name (incorporated by reference to Exhibit 4.3 of the Company's Registration Statement on Form S-8 (File No. 333-255147) filed with the SEC on April 9, 2021).
3.4	Amendment to Articles, dated May 25, 2022 (incorporated by reference to Exhibit 3.1 of the Company's Current Report on Form 8-K, filed with the SEC on May 27, 2022).
4.1	Description of Common Shares (incorporated by reference to Exhibit 4.1 of the Company's Quarterly Report on Form 10-Q for the quarter ended June 30, 2022, filed with the SEC on August 12, 2022).
10.1	Amended and Restated Investor Rights Agreement between Midas Gold Corp., Idaho Gold Resources Company, LLC and Paulson & Co. Inc., dated March 17, 2020 (incorporated by reference to Exhibit 99.50 of the Company's Registration Statement on Form 40-F (File No. 000-56206) filed with the SEC on September 23, 2020).
10.2*#	Technology Investment Agreement between the United States of America and Perpetua Resources Idaho, Inc., as modified as of May 2, 2024 (incorporated by reference to Exhibit 10.1 of the Company's Quarterly Report on Form 10-Q for its quarterly period ended June 30, 2024, filed with the SEC on August 9, 2024).
10.3*+	Employment Agreement between Laurel Sayer and Perpetua Resources Idaho Inc. (incorporated by reference to Exhibit 10.7 of the Company's Annual Report on Form 10-K for its fiscal year ended December 31, 2021, filed with the SEC on March 18, 2022).
10.4*+	First Amendment to Employment Agreement between Laurel Sayer and Perpetua Resources Idaho, Inc. (incorporated by reference to Exhibit 10.1 of the Company's Current Report on Form 8-K, filed with the SEC on March 14, 2024).
10.5*+	Employment Agreement between Jessica Largent and Perpetua Resources Idaho Inc. (incorporated by reference to Exhibit 10.8 of the Company's Annual Report on Form 10-K for its fiscal year ended December 31, 2021, filed with the SEC on March 18, 2022).
10.6*+	Amendment to Employment Agreement between Jessica Largent and Perpetua Resources Idaho, Inc. (incorporated by reference to Exhibit 10.1 of the Company's Quarterly Report on Form 10-Q for the quarterly period ended March 31, 2022).

10.7*+	Employment Agreement between Alan Haslam and Perpetua Resources Idaho Inc. (incorporated by reference to Exhibit 10.9 of the Company's Annual Report on Form 10-K for its fiscal year ended December 31, 2021, filed with the SEC on March 18, 2022).
10.8*+	Employment Agreement between Mckinsey Lyon and Perpetua Resources Idaho Inc. (incorporated by reference to Exhibit 10.11 of the Company's Annual Report on Form 10-K for its fiscal year ended December 31, 2021, filed with the SEC on March 18, 2022).
10.9*+	Employment Agreement between Michael Bogert and Perpetua Resources Idaho Inc. (incorporated by reference to Exhibit 10.12 of the Company's Annual Report on Form 10-K for its fiscal year ended December 31, 2021, filed with the SEC on March 18, 2022).
10.10*+	Transition and Separation Agreement between Michael Bogert and Perpetua Resources Idaho Inc. (incorporated by reference to Exhibit 10.2 of the Company's Quarterly Report on Form 10-Q for its quarterly period ended June 30, 2024, filed with the SEC on August 9, 2024).
10.11*+	Employment Agreement between Michael Wright and Perpetua Resources Idaho Inc. (incorporated by reference to Exhibit 10.2 of the Company's Quarterly Report on Form 10-Q for its quarterly period ended September 30, 2023, filed with the SEC on November 9, 2023)
10.12*+	Employment Agreement between Jonathan Cherry and Perpetua Resources Idaho, Inc. (incorporated by reference to Exhibit 10.2 of the Company's Current Report on Form 8-K, filed with the SEC on March 14, 2024).
10.13+	Omnibus Equity Incentive Plan (incorporated by reference to Exhibit 4.4 of the Company's Registration Statement on Form S-8 (File No. 333-256925) filed with the SEC on June 9, 2021).
10.14+	First Amendment to Omnibus Equity Incentive Plan (incorporated by reference to Exhibit 10.3 of the Company's Quarterly Report on Form 10-Q for its quarterly period ended June 30, 2024, filed with the SEC on August 9, 2024).
10.15+	2011 Evergreen Incentive Stock Option Plan (incorporated by reference to Exhibit 4.4 of the Company's Registration Statement on Form S-8 (File No. 333-255147) filed with the SEC on April 9, 2021).
10.16+	Form Time-Based Stock Option Award Agreement under the Stock Option Plan (US) (incorporated by reference to Exhibit 10.18 of the Company's Annual Report on Form 10-K for its fiscal year ended December 31, 2021, filed with the SEC on March 18, 2022).
10.17+	Form Time-Based Stock Option Award Agreement under the Stock Option Plan (Canada) (incorporated by reference to Exhibit 10.19 of the Company's Annual Report on Form 10-K for its fiscal year ended December 31, 2021, filed with the SEC on March 18, 2022).
10.18+	Form Performance-Based Stock Option Award Agreement under the Stock Option Plan (incorporated by reference to Exhibit 10.20 of the Company's Annual Report on Form 10-K for its fiscal year ended December 31, 2021, filed with the SEC on March 18, 2022).
10.19+	Form Restricted Share Unit Award Agreement under the Omnibus Plan (incorporated by reference to Exhibit 10.21 of the Company's Annual Report on Form 10-K for its fiscal year ended December 31, 2021, filed with the SEC on March 18, 2022).
10.20+	Form Performance Share Unit Award Agreement under the Omnibus Plan (incorporated by reference to Exhibit 10.22 of the Company's Annual Report on Form 10-K for its fiscal year ended December 31, 2021, filed with the SEC on March 18, 2022).
10.21+	Form Deferred Share Unit Agreement under the Omnibus Plan (incorporated by reference to Exhibit 10.23 of the Company's Annual Report on Form 10-K for its fiscal year ended December 31, 2021, filed with the SEC on March 18, 2022).
10.22+	Form Former Director Consulting Agreement (incorporated by reference to Exhibit 10.24 of the Company's Annual Report on Form 10-K for its fiscal year ended December 31, 2021, filed with the SEC on March 18, 2022).
10.23+	Short-Term Incentive Plan (incorporated by reference to Exhibit 10.25 of the Company's Annual Report on Form 10-K for its fiscal year ended December 31, 2021, filed with the SEC on March 18, 2022).
10.24	Transition Agreement between Midas Gold Corp. and Paulson & Co. Inc., dated December 3, 2020 (incorporated by reference to Exhibit 10.26 of the Company's Annual Report on Form 10-K for its fiscal year ended December 31, 2021, filed with the SEC on March 18, 2022).
19.1	Perpetua Resources Corp. Insider Trading and Reporting Policy, adopted as of November 12, 2024.
21.1	Subsidiaries of the Company (incorporated by reference to Exhibit 21.1 of the Company's Annual Report on Form 10-K for its fiscal year ended December 31, 2021, filed with the SEC on March 18, 2022).
23.1	Consent of PricewaterhouseCoopers LLP.
23.2	Consent of Christopher Dail.
31.1	Certification of Chief Executive Officer pursuant to Section 302 of Sarbanes-Oxley Act of 2002 (Rule 13a-14 and 15d-14 of the Exchange Act).

31.2	Certification of Principal Financial Officer pursuant to Section 302 of Sarbanes-Oxley Act of 2002 (Rule 13a-14 and 15d-14 of the Exchange Act).
32.1	Certification of Chief Executive Officer pursuant to Section 1350 of Title 18 of the United States Code.
32.2	Certification of Principal Financial Officer pursuant to Section 1350 of Title 18 of the United States Code.
96.1	Technical Report Summary, Revision 1, amended as of June 6, 2022 (incorporated by reference to Exhibit 96.1 of the Company's Current Report on Form 8-K filed with the SEC on June 8, 2022).
97.1+	Perpetua Resources Corp. Incentive-Based Compensation Clawback Policy, adopted as of November 8, 2023 (incorporated by reference to Exhibit 97.1 of the Company's Annual Report on Form 10-K filed with the SEC on March 26, 2024).
99.1	Financial Update - Cash Flow Forecast for the Stibnite Gold Project, February 2025
101.INS	XBRL Instance Document
101.SCH	Inline XBRL Taxonomy Extension Schema Document
101.CAL	Inline XBRL Taxonomy Extension Calculation Linkbase Document
101.DEF	Inline XBRL Taxonomy Extension Definition Linkbase Document
101.LAB	Inline XBRL Taxonomy Extension Label Linkbase Document
101.PRE	Inline XBRL Taxonomy Extension Presentation Linkbase Document
104	Cover Page Interactive Data File (embedded within the Inline XBRL document)

- 
- + Compensatory plan or agreement.
  - \* Portions of this exhibit have been redacted in compliance with Regulation S-K Item 601(b)(10)(iv).
  - # Schedules have been omitted pursuant to Regulation S-K Item 601(b)(2). The Company agrees to furnish to the SEC a copy of any omitted schedule upon request.

**Item 16. Form 10-K Summary.**

None.

## SIGNATURES

Pursuant to the requirements of Section 13 or 15(d) of the Securities Exchange Act of 1934, as amended, the Registrant has duly caused this Report to be signed on its behalf by the undersigned, thereunto duly authorized.

PERPETUA RESOURCES CORP.

Date: March 19, 2025

By: /s/ Jonathan Cherry  
Name: Jonathan Cherry  
Title: President, Chief Executive Officer and Director

Pursuant to the requirements of the Securities Exchange Act of 1934, as amended, this Report has been signed below by the following persons on behalf of the Registrant in the capacities and on the dates indicated.

<u>Signature</u>	<u>Title</u>	<u>Date</u>
<u>/s/ Jonathan Cherry</u> Jonathan Cherry	President, Chief Executive Officer and Director <i>(Principal Executive Officer)</i>	March 19, 2025
<u>/s/ Jessica Largent</u> Jessica Largent	Chief Financial Officer and Director <i>(Principal Financial and Accounting Officer)</i>	March 19, 2025
<u>/s/ Marcelo Kim</u> Marcelo Kim	Chairman	March 19, 2025
<u>/s/ Andrew Cole</u> Andrew Cole	Director	March 19, 2025
<u>/s/ Bob Dean</u> Bob Dean	Director	March 19, 2025
<u>/s/ Laura Dove</u> Laura Dove	Director	March 19, 2025
<u>/s/ Rich Haddock</u> Rich Haddock	Director	March 19, 2025
<u>/s/ Jeff Malmen</u> Jeff Malmen	Director	March 19, 2025
<u>/s/ Chris Robison</u> Chris Robison	Director	March 19, 2025
<u>/s/ Alex Sternhell</u> Alex Sternhell	Director	March 19, 2025



# SHAREHOLDER INFORMATION

## Corporate Information

Perpetua Resources Corp.  
405 S. 8th Street, Ste 201  
Boise, ID 83702  
(208) 901-3060  
www.perpetuareources.com

## Market Information

Perpetua Resources' common stock trades on the Nasdaq Stock Exchange and the Toronto Stock Exchange under the symbol "PPTA".

## Shareholder Inquiries

Please direct inquiries and shareholder requests for information to:

### **Chris Fogg**

Investor Relations Manager  
(208) 901-3049  
chris.fogg@perpetuacorp.us  
info@perpetuacorp.us

## Annual Report on Form 10-K and Proxy Statement for 2024

Our Form 10-K and proxy statement are included in this document in its entirety as filed with the SEC. Upon request to Investor Relations, we will deliver free of charge a copy of our Form 10-K or proxy statement.

## ENDNOTES

\*AISC includes Cash Costs plus sustaining capital costs. By-product credits calculated based on consensus pricing. AISC is a non-GAAP measure. See Non-GAAP Financial Measures at the end of Item 2 in our 2024 Annual Report on Form 10-K. Spot prices are defined as \$2,900/oz gold, \$21.00/lb antimony, and \$31.50/oz silver. The precious metals prices selected for this scenario were based on the NYMEX gold and silver settlement prices of \$2,887.60/oz and \$32.44/oz silver, respectively, on February 7, 2025. The antimony price selected for the spot scenario was based on Rotterdam antimony price as of February 7, 2025. Perpetua Resources market cap based on fully diluted market cap using closing price as of March 28, 2025 (US\$10.95 share price and fully diluted shares of 73 million). The NPV calculations and sensitivity are subject to the assumptions, exclusions and qualifications contained in the 2020 Feasibility Study and the Financial Update.

Investors should be aware that the Executive Order does not indicate any commitments on part of the government or any government agency with regard to the applicability of any programs to the Project, or the timing or outcome of any such initiative that may be applicable to the Project. In addition, investors should be aware that the U.S. EXIM Letter of Interest is non-binding and conditional, and does not represent a financing commitment. A funding commitment is conditional upon completing the application, due diligence and underwriting process and receiving all required Project approvals. Investors should also be aware that the Company's joint studies conducted alongside Sunshine Silver are part of a non-binding and non-exclusive memorandum of understanding ("MOU"). There is no certainty that any definitive agreement or arrangement, whether in respect of a full-scale antimony processing facility or otherwise, between the Company and Sunshine Silver will result from their dealings pursuant to the MOU.

Certain statements contained in this annual report are "forward-looking statements" within the meaning of "safe harbor" provisions of the United States Private Securities Litigation Reform Act of 1995 and the Securities Exchange Act of 1934 (the "Exchange Act") and "forward-looking information" within the meaning of applicable Canadian securities laws. The forward-looking statements included in the annual report are subject to all of the risks and uncertainties described in the "Cautionary Note Regarding Forward-Looking Statements" and "Risk Factors" sections on pages 1 and 12 of the Form 10-K.

The material scientific and technical information in respect of the Stibnite Gold Project in this Annual Report, unless otherwise indicated, is based upon information contained in the Technical Report Summary (the "TRS"), dated as of December 31, 2021, and amended as of June 6, 2022, developed for the Stibnite Gold Project in accordance with the mining property disclosure rules specified in Regulation S-K subpart 1300 ("S-K 1300") promulgated by the U.S. Securities and Exchange Commission (the "SEC"). The TRS summarizes, in accordance with the mining property disclosure rules specified in S-K 1300, the technical report titled "Stibnite Gold Project, Feasibility Study Technical Report, Valley County, Idaho" dated effective December 22, 2020 and issued January 27, 2021 (the "2020 Feasibility Study"), which was prepared in accordance with National Instrument 43-101 – Standards of Disclosure for Mineral Projects ("NI 43-101"). The updated financial information in respect of the Stibnite Gold Project in this news release is based upon information contained in the Financial Update – Cash Flow Forecast for the Stibnite Gold Project, February 2025 (the "Financial Update"). The Financial Update should be read as a supplemental financial update to the 2020 Feasibility Study, which is summarized in the Company's TRS, with respect to economic information regarding the Project. All disclosures contained in this annual report regarding the mineral reserves and mineral resource estimates and economic analysis on the property are fully qualified by the full disclosure contained in the 2020 Feasibility Study, the TRS and the Financial Update, and the assumptions described therein. See "Notice Regarding Mining Property Disclosure Rules" on page 4 of the Form 10-K for more information regarding the presentation of scientific, technical and economic information.

Data regarding domestic antimony reserves based on U.S. Geological Survey, Mineral Commodity Summaries, dated as of January 2024.



**Perpetua  
Resources**

Responsible Mining. Critical Resources. Clean Future.

TSX: PPTA NASDAQ: PPTA

[info@perpetuacorp.us](mailto:info@perpetuacorp.us)

405 S 8th St Ste 201, Boise, ID 83702